

Wheatland County Youth Fair

Harlowton, Montana

55th Annual Fair - Entry Book

The main purpose of the Fair is educational. Its purpose is to develop a spirit of friendly competition and good sportsmanship among the boys and girls, to give them a better interest in their ranches and homes and an appreciation for better crops and livestock, to offer our youth opportunities for making their own constructive decisions, and to offer a challenge toward greater accomplishments.

2009 Schedule of Events

- Tuesday, July 14th**.....Last Day for Entries
5:00 p.m. Shearing Day
- Wednesday, July 22nd, 5:00 p.m.**Work Day
- Thursday, July 30th, 9:00 a.m.**Horse Show
- Friday, July 31st, 9:00 a.m.**.....Small Animal Judging
12:00 p.m.....Check in Indoor Items
1:00 p.m.**Interview Judging Begins**
- Saturday, August 1st, 8:00 a.m.**Livestock Weigh-in
9:00 a.m.....**Judging begins**
5:30 p.m.Livestock Auction
- Immediately following auction.....Buyers Dinner
- Concessions available all three days**
- Awards Night at the Fair Grounds.....TBA

Wheatland County Fair Board

President.....	Andy Begger	Treasurer.....	Patty Morris
Vice President.....	Sandy Woldstad	Fair Secretary.....	Karen Lynn
Board Member.....	Tammy Brewington	Board Member.....	Deidre Dietrich
Board Member.....	Kent Hereim	Board Member.....	Kristi Lane
Extension Agent.....	Mandie Reed	Voluntary Member.....	Jenny Peters

Committees

Horse Show.....	Tammy Brewington, Chairperson Patty Morris, Kent Hereim, Co-chair
Indoor Exhibits.....	Deidre Dietrich, Chairperson Sandy Woldstad, Co-chair
Small Animal.....	Tammy Brewington, Chairperson Kristi Lane, Co-chair
Livestock.....	Andy Begger, Chairperson Kent Hereim, Co-chair
Awards.....	Deidre Dietrich, Karen Lynn, Tammy Brewington, Kristi Lane and Jason Swanz
Entertainment.....	Kristi Lane, Jenny Peters, Mandie Reed and Sandy Woldstad

Wheatland County Youth Fair Livestock

Please use livestock forms to enter.

Wheatland County Youth Fair entries and 4-H entries will be together. 4-H members please check the 4-H box on the entry form if project is a 4-H project. 4-H members must be a current member enrolled in Wheatland County 4-H, enrolled in the project and project leader must sign entry form.

2009 General Livestock Rules

1. All market/ breeding livestock must be shown in the arena. Unmanageable animals will not be permitted to show and no premium money will be paid to them.
2. All livestock entered in auction must also be entered in the Showmanship Contest. Junior livestock exhibitors will enter Showmanship Contest, however, there is no Junior Round Robin.
3. Stalls are not reserved. First there gets first choice.
4. Stalls must be kept clean at all times. Failure to clean stall may result in loss of Premiums.
5. Each person exhibiting livestock should bring enough feed and hay. Exhibitors should bring their own feed troughs, pails and other equipment.
6. Stalls and bedding will be furnished by the Fair.
7. Livestock exhibited must be owned by the exhibitor or the immediate family and entered in the name of the exhibitor, and be plainly marked for identification with sign. Market livestock must be selected and in the possession of the exhibitors as follows:
 Beef - January 1st
 Hogs / Lambs - June 1st
8. Exhibitors may only have one entry in each lot number.
9. Only the exhibitor will be permitted to fit and care for animals on exhibit unless good reason is presented for the necessity of other arrangements to be made before showing.
10. Plaques and other prizes may be awarded. No prizes will be awarded unless deserving of award. All prizes and premiums will be awarded at the judges' discretion.
11. Market sale order- Grand Champion and Reserve Champion livestock will sell first. All blue ribbon livestock sold next and then ALL red ribbon livestock followed by ALL white ribbon livestock. Market beef, hogs and lambs sale order will be drawn by the livestock chair.
12. All animals sold at the sale become the property and responsibility of the buyer, but will be cared for and delivered at buyer's request. (All feed cost will be reimbursed by buyer.)
13. If there are enough animals entered to warrant further division of livestock classes listed, these breakdowns will be made at the discretion of the Livestock Committee and judge on fair day.
14. Exhibitors can only sell one beef or a combination of a hog and a lamb.
15. Dress should be: **white** long-sleeved shirt, closed toe shoes or boots (**No Tennis Shoes**), **black** pants, western hats optional, NEAT AND CLEAN!
16. Junior, Intermediate, Senior and 4-H divisions will be judged together in all classes except Showmanship and Herdsmanship.
17. Exhibitors nine (9) years of age and older by the first day of the fair will not be allowed to have halters on their lambs in the show ring. Exhibitors eight (8) years of age and under have the option of using a halter or not on their lambs.
18. "The Herdsmanship Award" will be given to one junior, one intermediate and one senior exhibitor who displays the most courtesy and caution towards his/her animals, has the cleanest stall, and displays the most courtesy towards the public and other exhibitors.
19. Educational Displays are encouraged with their projects.
20. A fee of \$2.00 will be assessed to all livestock sold at auction to assist with sale costs.
21. Weight cut offs are as follows: Beef weighing under 950 pounds will be put in a feeder class, Lambs under 90 pounds will be put in a feeder class, Hogs weighing under 210 pounds will be put in a feeder class. No feeder animals will be sold.
22. Junior division exhibitor will not be allowed to show dairy, beef or swine. Exception will be allowed for a bum calf or piglet.
23. Show order will be Swine, Beef, Sheep and Goats. Starting with showmanship in each class, market, feeder and breeding.
24. All market animals must meet the Food and Drug Administration regulations governing management and safety practices. Approved withdrawal times from health aides and growth stimulants must be followed. A livestock drug withdrawal form must be signed for all market animals. No tranquilizers in any form may be administered to any animal at the fair. Animals that have not met these standards will not be allowed to sell during any authorized fair related sale. Animals that have been reported before the fair to have a vaccine injected that needs additional time before slaughter must have a form signed. At sale time the animal will be announced prior to the sale that the seller will take the animal home and deliver it to the place of slaughter of the buyers choice (within 100 miles) after the proper withdrawal time is served.

All rules and premiums apply to Open and 4-H Classes.

Class 1 — BEEF

MARKET BEEF

1. This class is open to all BEEF breeds; purebreds, grades or crossbreeds.
2. AGE OF BEEF - Entries are limited to market steers or spayed heifers born no earlier than January 1st of the year preceding the fair.
3. Animals must have been owned and fed by the exhibitor since January 1st of current year.
4. Market beef must weigh at least 950 pounds. Maximum weight is 1450 pounds. Beef over 1450 pounds will be sold at 1450 pounds.
5. **Market beef weighing under 950 pounds will be put in a feeder class and will not sell.**
6. The judge may divide the animals into as many classes as deemed advisable. Class size will be left up to the Beef Committee and the judge.
7. Only one beef may be shown and sold per exhibitor.

Lot No. 1. Market Beef
Animals will receive the following awards: Blue — \$6.00 Red — \$4.00 White — \$2.00

FEEDER STEERS

Lot No. 2. Feeder Beef Blue - \$6.00 Red - \$4.00 White - \$2.00

BEEF, BREEDING— Judged by breeds if enough in class to justify.

	Female Under 1 Year Old	Female 1 year & Under 2	Cow - Calf Pair
	<u>Lot. No.</u>	<u>Lot No.</u>	<u>Lot No.</u>
List Breed	3	4	5
Cross Breed	6	7	8
	Blue — \$8.00	Red — \$6.00	White — \$2.00

BEEF, EXOTIC

List Breed
Lot No. 9 Blue — \$6.00 Red — \$4.00 White — \$2.00

BEEF, BUM CALF — Open to Junior division only (Showmanship). Calves will not be sold at auction.

Lot No. 10 Blue — \$6.00 Red — \$4.00 White — \$2.00

Class 2 — DAIRY

Judged by breeds if enough in class to justify.

Lot No.

1. Dairy heifers — under 1 year old.
2. Dairy heifers — 1 year and under two.
3. Dairy Cow — 2 years or over.

Blue — \$8.00 Red — \$6.00 White — \$2.00



DAIRY, BUM CALF — Open to Junior division only (Showmanship).

Lot No. 4 Blue — \$6.00 Red — \$4.00 White — \$2.00

Class 3 — SWINE

MARKET HOG

1. Class open to all market barrows or market gilts regardless of breed.
2. Market hogs must weigh at least 210 pounds. Hogs weighing between 210 and 309 pounds can sell at true weight. Hogs weighing 310 pounds and over will not sell. Hogs weighing less than 210 pounds will be placed in a feeder hog class.
3. **Feeder hogs will not be sold.**
4. The Committee and Judge may break the class by weight (light and heavy) if numbers warrant.
5. Animals must be selected, obtained and under the care of the exhibitor by June 1st of the current year.

Lot No.

1. Market Hog — Any Breed Blue - \$4.00 Red - \$3.00 White - \$2.00

FEEDER HOG (Class open to all feeder hogs regardless of breed.)

Lot No.


2. Feeder Hog — Any Breed Blue - \$4.00 Red - \$3.00 White - \$2.00

BREEDING SWINE (Judged by breeds if enough in class to justify)

Lot No.

3. Boar Under 1 year of age.
4. Sow Under 1 year of age.

Blue — \$8.00 Red — \$6.00 White — \$2.00



SWINE, BUM PIGLET — Open to Junior division only (Showmanship). Piglets will not be sold at auction.

Lot. No 5 Blue — \$4.00 Red — \$3.00 White — \$2.00

Class 4 — SHEEP


MARKET LAMBS

1. All market lambs will be shorn.
2. Open to all market lambs regardless of breed. May be ewe or wether.
3. Market lambs must have been born after January 1st of the current year.
4. Lambs must weigh 90 pounds or more. There is no maximum weight limit.
5. Animals must be selected, obtained and under the care of the exhibitor by June 1st of the current year.
6. **Scrapies tag** - All ewe lambs must have Scrapies tag.
7. If numbers warrant, two market classes (light and heavy) may be held at the discretion of the committee and the Judge.

Lot No.

1. Any breed singles
2. Pen of three

PREMIUMS: Blue — \$3.00 Red — \$2.00 White — \$1.00



FEEDER LAMBS

1. All feeder lambs will be shorn.
2. Open to all feeder lambs regardless of breed. May be ewe or wether.
3. Feeder lambs must have been born after January 1st of the current year.
4. Lambs weighing under 90 pounds are in a feeder lamb class and **feeder lambs will not be sold.**
5. Animals must be selected, obtained and under the care of the exhibitor by June 1st of the current year.
6. If numbers warrant, two market classes (light and heavy) may be held at the discretion of the committee and the judge.

Lot No.

3. Any breed — singles
4. Any breed — pens of three

PREMIUMS: Blue — \$3.00 Red — \$2.00 White — \$1.00


BREEDING SHEEP Judged by breeds

1. Sheep entered in breeding classes will be judged upon breed type and characteristics, quality and development for age.
2. **Sheep entered as breeding stock cannot be shown as market lambs.**
3. Scrapies Tags- All ewe lambs must have scrapies tag.

	<u>Ram Lamb</u>	<u>Ewe Lamb</u>	<u>Ram over 1 yr.</u>	<u>Ewe over 1 yr.</u>
	<u>Lot No.</u>	<u>Lot No.</u>	<u>Lot No.</u>	<u>Lot No.</u>
List Breed	5	6	7	8
Cross Bred	9	10	11	12
Premiums Lots 5-12:	Blue \$8.00	Red — \$6.00	White — \$2.00	

Class 4A — GOATS on demand

	<u>Kids</u>	<u>Wether over 1 yr.</u>	<u>Nanny over 1 yr.</u>
	<u>Lot No.</u>	<u>Lot No.</u>	<u>Lot No.</u>
Angora	1	2	3
Dairy	4	5	6
Meat	7	8	9
Premiums: Blue - \$8.00	Red - \$6.00	White - \$2.00	



SHOWMANSHIP CONTEST

(Beef, Dairy, Sheep, Hogs and Goats)

All livestock entered in Auction must also be entered in The Showmanship Contest.

Every boy and girl exhibiting livestock is encouraged to take part in this contest. No entry blank is needed for Round Robin Showmanship contest only.

There will be a separate contest for each class of livestock.

Evidence of superior fitting, handling or management of animals by the exhibitor will be the basis of awards. Pigs can be oiled or powdered. Sheep can be washed.

Only exhibitors will be permitted to fit and care for animals. Minimal assistance can be allowed, although continued abuse of the rule after a warning will mean dismissal from the Showmanship Contest.

ROUND-ROBIN

One exhibitor can enter only one animal in the Round-Robin showmanship contest, when he/she may have been judged champion showman in more than one livestock class. He/she will choose the class in which they will enter the Round-Robin showmanship contest and the alternate showman in the other class will be allowed to enter the Round-Robin contest. Exhibitors 8 and under are excluded from the Round-Robin.

HERDSMAN CONTEST

Every boy and girl exhibiting livestock is automatically entered.

Evidence of superior neatness of animal and stall, sportsmanship, handling and management will be the basis of awards. (Evidence of parental aid during the show will be up to the discretion of the judges.)

Wheatland County Youth Fair

Small Animal

Show

Please use Small Animal forms to enter.

Wheatland County Youth Fair entries and 4-H entries will be together. 4-H members please check the 4-H box on the entry form if project is a 4-H project. 4-H members must be a current member enrolled in Wheatland County 4-H, enrolled in the project and project leader must sign entry form.

2009 General Small Animal Rules

1. All cages and pens must be kept clean during the show and area around cages or pens must be cleaned at the end the show, failure to do so may result in loss of premiums.
2. Dress should be white long sleeved shirt, closed toe shoes or boots (No Tennis Shoes), black pants, western hats optional, NEAT AND CLEAN!
3. Only the exhibitor will be permitted to fit and care for animals on exhibit unless good reason is presented for the necessity of other arrangements to be made before showing.
4. Plaques and other prizes may be awarded. No prizes will be awarded unless deserving of award. All prizes and premiums will be awarded at the judges' discretion.
5. "The Herdsmanship Award" will be given to one junior, one intermediate and one senior exhibitor who displays the most courtesy and caution towards his/her animals, has the cleanest cage/pen, and displays the most courtesy towards the public and other exhibitors.
6. Educational Displays are encouraged with their projects.

ROUND-ROBIN

One exhibitor can enter only one animal in the Round-Robin Showmanship contest, when he/she may have been judged champion showman in more than one Small animal class. He/she will choose the class in which they will enter the round-robin showmanship contest and the alternate showman in the other class will be allowed to enter the Round-Robin contest. Pocket Pets will not be part of the Round-Robin Showmanship Contest.

HERDSMAN CONTEST

Every boy and girl exhibiting small animals is automatically entered. Evidence of superior neatness of animal and cage or pen and surrounding area, sportsmanship, handling and management of their animal will be the basis of awards. (Evidence of parental aid during the show will be up to the discretion of the judges.)


All rules and premiums apply to Open and 4-H Classes.

Class 5 — RABBITS

To win award, exhibitor must show one. Conceal name. Award winner to have the best exhibit, not necessarily most. Pen shall bear name and type of rabbit (meat, fur or show).

ANY VARIETY	Senior	Intermediate	Junior
	Lot No.	Lot No.	Lot No.
Buck, 8 months and over	1	2	3
Doe, 8 months and over	4	5	6
Buck under 8 months	7	8	9
Doe under 8 months	10	11	12
Doe and litter	13	14	15
Showmanship	16	17	18

Premiums: Blue — \$1.50 Red — \$0.75 White — \$0.50



Class 6 — DOGS

- Rules**
1. All dogs eligible, AKC registration not necessary.
 2. Novice, open and utility classes judged according to AKC rules for dog obedience.
 3. Dogs must be in good health and a current certificate of rabies, distemper, hepatitis, leptospirosis and parvovirus vaccinations must be furnished before show.
 4. Dogs must be crated or on leash at all times except when being judged.

Lot No.

- | | | | |
|-----|---|--------|------|
| 1. | Senior Showmanship | NOVICE | OPEN |
| 2. | Intermediate Showmanship | NOVICE | OPEN |
| 3. | Junior Showmanship | NOVICE | OPEN |
| 4. | Sub-novice (entirely on a leash)
Heel, Figure eight, Stand for examination, Recall,
Long sit (1 minute), Long down (3 minutes) | | |
| 5. | Novice - Heel on leash, Figure eight (on leash), Stand for examination (off leash), Heel (off leash),
Recall (off leash), Long sit (1 minute, off leash), Long down (3 minutes, off leash). | | |
| 6. | Graduate Novice - Heel (off leash), Stand for examination, Heel, free and Figure eight, Drop on recall,
Long sit (3 minutes, handler out of sight), Long down (5 minutes, handler out of sight). | | |
| 7. | Project Notebook (include only information relevant to project) | | |
| 8. | Educational display in area of interest in dogs. | | |
| 9. | Fun Obstacle Course | | |
| 10. | Puppy Class | | |




Premiums: Blue — \$3.00 Red — \$2.00 White — \$1.00

Class 7 — POULTRY

CHICKENS - To enter showmanship for your lot, write showmanship on the entry form under the lot number.

1. To win award, exhibitor must show one. Conceal names.
 2. Coop shall bear name and type of poultry.
 3. Birds entered as individuals cannot be competing in trio or vice versa.
- Cock: Male fowl 1 year and over
 Cockerel: Male fowl less than 1 year old
 Hen: Female fowl more than 1 year old
 Pullet: Female fowl less than 1 year old
 Old Trio: One cock and two hens of same breed
 Young Trio: One cockerel and two pullets of same breed.



A lot can consist of any variety of bird

	Cock	Cockerel	Hen	Pullet	Old Trio	Young Trio
HEAVY BIRDS	1	2	3	4	5	6
LIGHT BIRDS	7	8	9	10	11	12
EXOTICS	13	14	15	16	17	18

DUCKS — Any Variety

- | | | | |
|--------------------------|-----------------|---------|---------------|
| Lot No. 19. Drake | 20. Young Drake | 21. Hen | 22. Young Hen |
|--------------------------|-----------------|---------|---------------|

GEESE — Any Variety

- | | | | |
|---------------------------|---------|--------------|----------------|
| Lot No. 23. Gander | 24. Hen | 25. Old Trio | 26. Young Trio |
|---------------------------|---------|--------------|----------------|

TURKEYS — Any Variety

- | | | |
|------------------------------|---------------|----------------|
| Lot No. 27. Young Tom | 28. Young Hen | 29. Old Tom |
| 30. Old Hen | 31. Old Trio | 32. Young Trio |

PREMIUMS: Blue — \$1.50 Red — \$0.75 White — \$0.50

Class 8 — CATS

All cats must be brought in a carrier. All cats must be removed from the fairgrounds after the judging. Proof of shots for distemper and rabies are required before the fair.

	Senior	Intermediate	Junior
	<u>Lot No.</u>	<u>Lot No.</u>	<u>Lot No.</u>
Cat, 2 months to 2 years, Health and Grooming	1	2	3
Cat, over 2 years, Health and Grooming	4	5	6
Notebook with plans, records, pictures, etc.	7	8	9
Educational display on health care	10	11	12
Educational display on breeds of cats	13	14	15
Item (toy, scratching post or other) you have made for your cat	16	17	18
Cat carrier you have made or decorated	19	20	21
Picture story with captions in a notebook	22	23	24
Other	25	26	27
Showmanship	28	29	30

PREMIUMS: Blue — \$1.50 Red — \$0.75 White — \$0.50

Class 9 - POCKET PETS

Pocket Pets are considered to be any small animal, bird, reptile, or other creature.


1. Interview judging will be conducted for all exhibitors. Judging will be on the exhibit, not on conformation.
2. All pocket pets must be confined to an ESCAPE PROOF CAGE, suitable for that particular species. Exhibitors must provide their own cages.
3. Pocket pets do not participate in showmanship or the Round Robin.

Lot No.

1. Senior Pocket Pet
2. Intermediate Pocket Pet
3. Junior Pocket Pet

	Senior	Intermediate	Junior
	<u>Lot No.</u>	<u>Lot No.</u>	<u>Lot No.</u>
Educational Display	4	5	6
Item made for your pet	7	8	9

PREMIUMS: Blue — \$1.50 Red — \$0.75 White — \$0.50



Wheatland County Youth Fair and Adult Classes Horse Show

4-H is included in Horse Show

Wheatland County Youth Fair and 4-H members please use white horse show forms to enter.

One entry per horse, horse's name and age must be on entry.

4-H members please check the 4-H box on the entry form.

One entry per horse, horse's name and age must be on entry form.

4-H members must be a current member enrolled in Wheatland County 4-H, enrolled in the project and project leader must sign entry form.

Adults please check the adult box on the entry form.

Adults have a \$3.00 entry fee per class—payback dependent on entries in respective class/classes.

2009 General Rules for Horse Show

1. 4-H Classes will be judged separately according to 4-H Rules
2. Should irregularities arise, the decision of the judge is final.
3. The judge will give any specific instructions at the beginning of each class.
4. Any and all complaints must be written down and submitted to Horse Show Chairperson. Judges decision is final.
5. ANY CONTESTANT, AFTER THE CLASS HAS BEGUN, WHO IS COACHED OR ASSISTED BY ANOTHER PERSON INSIDE OR OUTSIDE OF THE ARENA, WILL BE **DISQUALIFIED** FOR THAT CLASS.
6. Horses do not have to be owned by the rider.
7. As soon as the horse show has begun, horses cannot be changed for an event, unless the horse entered is sick or has been injured.
8. A horse can be used in all Age Divisions, but not more than once in each division.
9. Horses unmanageable or considered unsafe by judge and/or committee will be pulled from the competition.
10. A rider may enter more than one horse in a class not requiring group work, i.e. trail class.
11. Exhibitors may not practice patterns in the arena the day of the show.
12. All entries must live within the boundaries as described on page 2.

All rules and premiums apply to Open and 4-H Classes.

Class 10 — HORSES


AGE REQUIREMENTS:

1. An exhibitor is considered in the Junior Division if they are 8 years of age or under on the day of the horse show, Intermediate if 9-12 and Senior if 13 and over through 1st year of Fair after high school graduation.
2. Regardless of the time of year foaled, the age of a horse shall be computed on the basis of a calendar year starting January 1 of the year foaled. For example, a horse foaled anytime in 1988 is considered to be one year old on January 1, 1989.

AWARDS:

1. The points from the following classes will count towards the Junior, Intermediate and Senior ALL AROUND WESTERN RIDER: Showmanship, Western Horsemanship, Western Pleasure, Bareback Equitation, Western Reining, and Trail Class.
2. A Western TIMED EVENT Award will be given for the top Junior, Intermediate and Senior who has the most combined points for the Barrel Race, Pole Bending, and Keyhole Race.
3. The points from the following classes will count towards the ALL AROUND ENGLISH RIDER: Hunt Seat Equitation, English Pleasure, and Hunter Hack. Juniors, Intermediate and Seniors will compete together for this award.
4. The first and second horse of each halter class will compete for either Grand Champion Mare or Grand Champion Gelding at the end of the halter classes. Emphasis shall be placed upon type, conformation, action, soundness, quality and manners of the horse.
5. Points and ribbons will be awarded for each of the top six placed in a class.

FIRST PLACE	6 POINTS	BLUE	\$5.00 PREMIUM
SECOND PLACE	5 POINTS	RED	\$4.00 PREMIUM
THIRD PLACE	4 POINTS	WHITE	\$3.00 PREMIUM
FOURTH PLACE	3 POINTS	YELLOW	\$2.00 PREMIUM
FIFTH PLACE	2 POINTS	GREEN	\$1.00 PREMIUM
SIXTH PLACE	1 POINT	PINK	\$ 0.75 PREMIUM
Participant	0 POINTS	RIBBON	\$ 0.50 PREMIUM



6. A youth can ride more than one horse, but the points compiled will go with each horse separately for the All Around Award or Timed Event Award.
7. If a tie occurs for the All Around or Timed Event Awards, the champion will be the contestant who (1) Earned points in the greatest number of events; (2) Earned the most points in the riding events or (3) the youth winning over the greatest number of horses; in that order.

GENERAL RIDING RULES

1. Reins can be carried in either hand, but are not to be changed during the class.
2. The free hand should rest on the thigh or where convenient, but must not touch the horse or saddle.
3. Riders should sit the walk and trot, not posting, except in the English Riding Classes, and stay close to the saddle in the lope.
4. Riders will be faulted for jerking a horse's head, excessive whipping or any other abusive action to the horse.
5. Horses should be in the correct lead at all times.
6. Horses should back in a straight line.
7. Contestants will be required to ride patterns for certain classes.
8. Helmets with harness must be worn in all English classes.


BASIC RIDING EQUIPMENT AND CLOTHING REQUIREMENTS

1. Cowboy hat and boots are required for Western Classes. Chaps and spurs are optional. Tennis shoes or riding shoes will not be allowed in any class. **Boots must be worn. Helmets are accepted. Western attire for 4-H and Open classes.**
2. The bit must be a snaffle or curb; mechanical hackamore bits are only allowed in timed events.
3. A training hackamore, bosal, or ring snaffle may be used on a horse if it is 4 years of age or younger. Two hands may be used for these training devices. It will be up to the judge to decide the age of the horse if questions arise.
4. Flat chain curbs may be used as long as they are the approved type, but no wires, chains, or straps less than 1/2 inch wide.
5. No tiedowns or running martingales will be allowed, except for timed events.

CLASS LOT NUMBERS: NO stallions allowed.

Halter

1. WEANLINGS, either sex *Lots 1 & 2 may be shown together if the classes are small.*
 2. YEARLINGS, either sex
 3. 2 YEAR OLDS, either sex *Lots 3 & 4 may be shown together if the classes are small.*
 4. 3 YEAR OLDS, either sex
 5. PONIES
 6. MARES, 4 years and older
 7. GELDINGS, 4 years and older
8. **Showmanship** — this performance class shall be judged strictly on the contestant's ability to fit and show in a halter class, the horse merely is a prop to show the ability of the showperson. Appearance of horse, condition, grooming, cleanliness of hair and hooves — 40%; tack and clothing of exhibitor — 10%; and manners of horse and alertness and poise of exhibitor — 50%.



Lots will be divided into Junior, Intermediate & Senior

9. **Adult Showmanship**

10. **4-H Showmanship** — Only members enrolled in 4-H horse projects are eligible. 4-H rules apply.

11. **Rider with Disabilities Classes** — Riders with special needs. The rider must ride a saddle and the horse must be led on a leadline by an adult, 13 years of age or older.

- 11 A - Halter
- 11 B - English
- 11 C - Western

12. **Walk-Trot English** –

13. **Hunt Seat Equitation** — Riders will be judged on seat, hands, ability to control and show the horse. The judge may ask each rider to work individually. An english saddle is required. English snaffle, Pelham, Kimberwick, Weymough and full bridles may be used for head gear. English clothing is not required, but a hunt riding coat, a hard hunting hat, britches and high English boots are preferred if available. Martingales, tiedowns, draw reins and dropped nosebands are illegal for both English Riding Classes.

14. **English Pleasure** — Horses to be shown at a walk, trot and canter both ways of the ring. Judge may ask riders to extend any gait, to back and stand quietly. Horses should be obedient, alert, responsive and move freely.

15. **4-H Horsemanship I** — Only members enrolled in the 4-H Horse Project are eligible.

16. **4-H Horsemanship II**

17. **4-H Horsemanship III**

18. **4-H Horsemanship IV**

19. **4-H Colt to Maturity Project**



20. **Junior Bareback Equitation** — The contestant will ride his/her horse without a saddle or pad. They will be asked to walk, trot both ways of the ring. Chaps cannot be worn.

21. **Intermediate Bareback Equitation, 9-12 years** — To be judged same as above, but to include lope.

22. **Senior Bareback Equitation, 13 years & over** — To be judged same as above, but to include lope.

23. **Leadline** — For youngsters, **7 years and under**, the rider must ride a saddle and the horse must be led on a leadline by an adult, 13 years of age or older.

24. **Walk-Jog** — For youngsters, **8 years and under**. The rider must ride a saddle, walking and jogging both ways of the arena. The judge may ask the riders to back their horses.

25. **Walk-Jog** — For youngsters, **9-12**, the rider must ride a saddle, walking and jogging both ways of the arena. The judge may ask the rider to back their horses.

26. **Junior Western Pleasure, 8 years & under**— Horses are to be shown at a walk, trot and lope on a reasonably loose rein without undue restraint. Entries will be penalized for excessive speed or being in the wrong lead.

27. **Intermediate Western Pleasure, 9-12 years** — To be judged same as above.

28. **Senior Western Pleasure, 13 years & over** — To be judged same as above.

29. **Adult Western Pleasure**— To be judged same as above.

30. **Intermediate Western Horsemanship, 10-12 years** — Rider will be judged on seat, hands, ability to control and show the horse. The rider may be asked to do a pattern. This pattern will be posted by the judge or he or she will explain to the contestants what is wanted of them.

31. **Senior Western Horsemanship, 13 years & over** — To be judged same as above.

32. **Intermediate Western Reining, 10-12 years** -- The rider must ride his or her horse through the pattern displayed on page 8.

33. **Senior Western Reining, 13 years & over** — To be judged same as above

34. **Junior Trail Class, 8 years & under** — The rider and horse will be required to ride through an obstacle course such as opening a gate, walking over a bridge, carrying an object, backing the horse between objects, etc.

35. **Intermediate Trail Class, 9-12 years** — To be judged same as above.

36. **Senior Trail Class, 13 years & over** — To be judged same as above.

37. **Junior Barrel Race, 8 years & under** — Each barrel knocked over will carry a 5-second penalty. If the course is not run properly, the contestant will be disqualified. Pattern is shown at end of section.

38. **Intermediate Barrel Race, 9-12 years old** — To be judged same as above.

39. **Senior Barrel Race, 13 years & over** — To be judged same as above.

40. **Adult Barrel Race** — To be judged same as above.

41. **Junior Pole Bending, 8 years & under** — Six poles will be used, each 21 feet apart. Each pole knocked down will be a 5-second penalty. If the pattern is run improperly, the rider will be disqualified. The pattern is shown at end of section.

42. **Intermediate Pole Bending, 9-12 years** — To be judged same as above.

43. **Senior Pole Bending, 13 years & over** — To be judged same as above.

44. **Adult Pole Bending** — To be judged same as above.

45. **Junior Keyhole, 8 and under**— Keyhole (diagram shown at end of section) will be chalked. Contestant proceeds through entrance, turns right or left within circle (20' in diameter) and returns through entrance and across finish line. If the horse steps on or out of the chalk line, the contestant receives "no time." A running start is permissible. Open to horses and ponies.

46. **Intermediate Keyhole, 9-12 years**—To be judged same as above.

47. **Senior Keyhole, 13 years & over** — To be judged same as above.

48. **Adult Keyhole** — To be judged same as above.

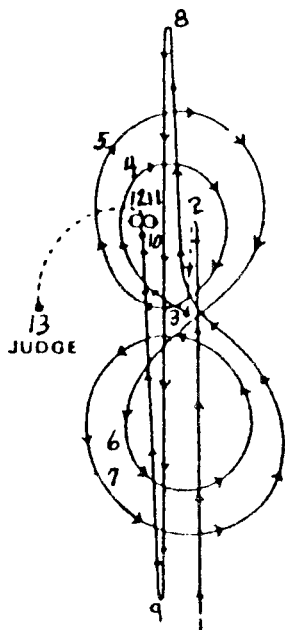
49. **Junior Flag Race, 8 years and under** – Contestants to remove flag from 1st barrel and place in 2nd barrel, timed event.

50. **Intermediate Flag Race, 9-12 years** – To be judged same as above.

- 51. Senior Flag Race, 13 years & over – To be judged same as above.
- 52. Adult Flag Race – To be judged same as above.
- 53. Junior Egg Race, 8 years & under
- 54. Intermediate Egg Race, 9-12 years
- 55. Senior Egg Race, 13 years & over
- 56. Adult Egg Race

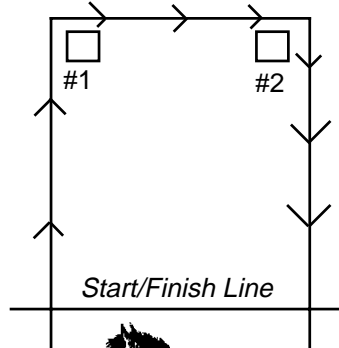
Wheatland County Horse Show DIAGRAMS

Pattern is subject to change!

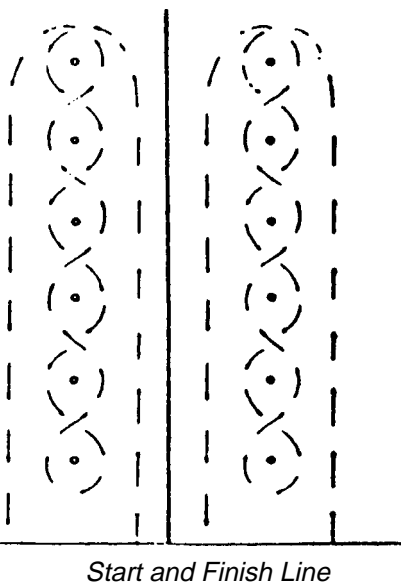


Mandatory Marker along fence or wall

FLAG RACE




POLE BENDING



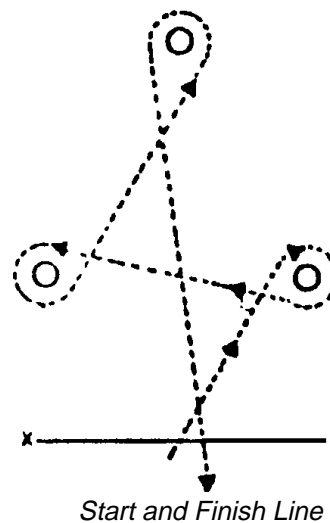
The arena or plot should be approximately 50 x 150 ft. in size. The judge shall indicate with markers on arena fence or wall the length of the pattern. Markers within the area of the pattern will not be used.

Ride pattern as follows:

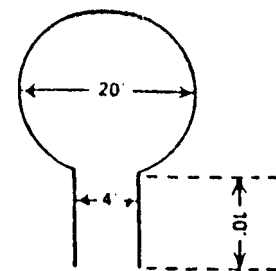
- 1 to 2: Run with speed, past center marker.
2. Stop and back up to center of pattern.
3. Settle horse for approximately 10 seconds. Start lope. Circles should be made inside the end markers.
- 4 and 5. Ride two circles to the right, first circle small — should be slow — and second circle larger and faster.
- 6 and 7. Ride two circles to the left, first circle small and slow, second circle larger and faster.
8. Left roll back over hocks (should be past far end marker).
9. Right roll back over hocks (should be made near end marker.)
10. Stop (should be made past center marker). Let horse settle, then in approximate area of stop, do the spins.
11. Do one 360-degree spin either right or left.
12. Do one 360-degree spin in the direction opposite that done in 11.
13. Walk to judge and stop for inspection until dismissed.
14. The bridle may be dropped at the judge's discretion.



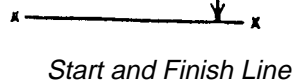
BARREL RACE



The barrel course may be run to the right or the left, beginning with either the right barrel or the left barrel



KEYHOLE RACE



Wheatland County Youth Fair and Adult Classes Indoor Exhibits

Please use white general entry forms and check appropriate box if Open, 4-H or Adult.

Adults have a \$2.00 entry fee per item - payback dependent on entries in respective class/classes.
No more than one article per lot.

4-H members must be a current member enrolled in Wheatland County 4-H, enrolled in the project and project leader must sign entry form.

4-H members may only enter exhibits in 4-H classes in their respective project area.
You may not enter open classes in the same lot as your 4-H project.

2009 General Rules for INDOOR EXHIBITS

1. During interview judging, an exhibitor who is coached or assisted by another person will be disqualified for prizes and awards.
2. Only one article allowed in each lot number in all Indoor Exhibits divisions.
3. Exhibits may be shown without exhibitor with permission from the Fair Board. These exhibits will not be awarded, or compete for, a best of show ribbon.
4. No exhibitor will enter more than one article in the same lot except where specified.
5. The number of articles exhibited in each lot must be as indicated in the premium list, i.e. 6 tomatoes, 2 cabbages, etc.
6. The Fair assumes no responsibility for loss or damage to any exhibit during the Fair or while enroute to or from the Fair. However, due care and caution will be exercised to prevent loss or damage.
7. No exhibits can be taken from the fairgrounds until after the Livestock Sale begins without permission of the Fair Board.
8. In order to accomplish the most satisfaction and education possible, entries are required to be the result of the exhibitors efforts. Exhibitor must show exhibit and have a conference with the judge at the time exhibit is judged. Premiums will be paid to the exhibitors ONLY.
9. Exhibitors may auction off other items they have made at the same time as the livestock auction, i.e. leather products, sewing, wood crafts. These items will be marked "For Sale at Auction" during the fair. Limit one (1) indoor item per exhibitor.
10. Attire should be neat and clean - No flip-flops, spaghetti straps, or tank tops.
11. Indoor exhibits will be judged on the Danish or group system of placing. The groups will be designated by colored ribbon. First group: Blue — Second group: Red — Third group: White. Each lot number is also designated as being high, medium or low premium value.

The values of ribbons will be as follows:

High Premium Value	Blue — \$3.00	Red — \$2.00	White — \$1.00
Medium Premium Value	Blue — \$2.00	Red — \$1.00	White — \$0.75
Low Premium Value	Blue — \$1.00	Red — \$0.75	White — \$0.50

All rules and premiums apply to Open and 4-H Classes.

Class 11 — CHILD DEVELOPMENT

1. Each article of all exhibits must be labeled with name and lot number, typewritten or printed plainly.
2. Your exhibit should explain the relationship of health, safety, care, play or growth to babysitting or child development. This would accompany the kit or be the subject of the poster or scrapbook.

BEGINNING Medium Premium Value

Lot No.

1. Scrapbook
2. Kit or play materials
3. Poster

ADVANCED Medium Premium Value

Lot No.

4. Kit of play materials for pre-school age
5. Kit of play materials for school age
6. Scrapbook about project



Class 12 — HOME ENVIRONMENT

Lot No.

High Premium Value

1. Project notebook including plan for improvement, floor plan drawn to scale, color schemes used in room, story of project. Include before and after pictures of the project if available.
2. Exhibit of experiments relative to project.
3. Three or more articles for the room you selected for improvement.
At least two of these should be things you have made.
4. Item of refinished furniture.
5. Item of unfinished furniture finished.

Class 13 — DRESS REVUE

High Premium Value

A public Style Show will be held at 2:30 p.m. All girls and/or boys are urged to style their garments. There will be a special award in both the Junior and the Senior divisions. The awards are based on the person's ability to model and the fit of the garment on the model.



Class 14 — CLOTHING

1. No more than one article in each lot. If you make two garments of the same kind (for example, two skirts or dresses), they must be entered in two different lots. For example, enter one skirt in lot labeled "simple skirt" and the other in the lot labeled "other simple garment with straight seams."
2. Garments may be previously used, but must be pressed and clean.

SKILL LEVEL 1 — Low Premium Value

Lot No.

1. Simple stuffed toys
2. Pot holders
3. Scarves
4. Simple jumper
5. Simple skirt
6. Swim or bath shift
7. Simple poncho
8. Simple top (without set-in sleeves) or tank top
9. Pillow
10. Placemats — Napkins
11. Tote bag
12. Chef's apron or half apron
13. Vest
14. Tie
15. Other

SKILL LEVEL 2 — Medium Premium Value

16. Simple blouse or shirt
17. Pants or shorts
18. Skirt
19. Simple dress or jumper
20. Pajamas or nightgown
21. Simple top or tank top
22. Hat
23. Swim wear (beach robe or coverup) or swim suit
24. Stuffed toys or dolls
25. Vest
26. Hooded top
27. Other

SKILL LEVEL 3 — Medium Premium Value

28. Bib overalls or jumpsuits
29. Pants, gouchos, shorts
30. Blouse or shirt
31. Jackets — unlined or coat
32. Vests
33. Sleepwear
34. 2-piece coordinated outfit
35. Sweatshirt
36. Dress
37. Other

SKILL LEVEL 4 — High Premium Value

38. 3 garment exhibit of lingerie
39. 3-piece coordinated outfit
40. 5-piece coordinated outfit
41. Lined coat or jacket
42. Men's suit or sport coat & pants
43. Formal or long dress
44. Article made of leather or leather-look fabric
45. Tailored garment
46. Dress
47. Suit or pants suit
48. Garment made of specialty fabric
49. Other

SEWING FOR ALL SEASONS — Medium

50. Swim wear
51. Western wear
52. Recreational gear (tents, sleeping bags, back packs, racket covers)
53. Tennis outfit
54. Ski wear (down jackets, vests, pants, mittens, boot liners)
55. Snowmobile wear

56. Educational display (safety, recreational cost comparison, maintenance of equip.)

57. Other

DESIGN YOUR OWN — High Prem. Value

58. Garment made from original design (include pattern)
59. Garment made from pattern combination (include pattern)
60. Notebook — related to your project
61. Educational exhibit related to your project
62. Garment showing ethnic influence (include explanation of garment)
63. Other

SEWING FOR OTHERS — Medium Prem.

64. Garment for child (include photo of person in garment)
65. Garment for handicapped or senior citizen (include photo of person in the garment)
66. Notebook — related to your project
67. Garment made for other person (include photo of person in garment)
68. Other

RECYCLING — Medium Premium Value

69. A mended or repaired article (before and after photos)
70. Garment recycled for fit (before and after photos)
71. Garment recycled for fashion (before and after photos)
72. Garment recycled through major changes (before/after photos)
73. Notebook — related to your project
74. Educational exhibit — related to your project
75. Other

KNITTING, *Beginning* — Medium Prem.

76. Pair of pot holders
77. Two needle mittens
78. Ear warmer or ski band
79. Slippers
80. Hat
81. Two-needle sport anklet
82. Knitted pillow
83. Other item of your choice

KNITTING, *Intermediate* — Medium Prem.

84. Item using cable stitch
85. Item using moss or seed stitch
86. Item with buttonholes
87. Slippers
88. Novelties (stuffed toys)
89. Socks — 2 colors
90. Mittens — 2 colors
91. Sweater with raglan sleeves
92. Other item of your choice

KNITTING, *Advanced* — High Prem.

93. Afghan
94. Sweater set (pullover & cardigan)
95. Suit or dress
96. Matching skirt and sweater
97. Coat sweater with design
98. Article using circular needles (skirt, sweater, etc.)
99. Socks or cap using 4 needles
100. Other item of your choice (skirts and

dresses should be lined)

CROCHET, *Beginning* — Low Prem.

101. Set of two pot holders
102. Simple vest
103. Hat and scarf set
104. Pair of slippers
105. Sofa pillow cover
106. Cape or poncho
107. Drawstring bag & belt set
108. Any item or combination of items

CROCHET, *Advanced* — High Premium

109. Poncho or cape
110. Afghan
111. Sweater
112. Vest, halter or shrink
113. Purse or bag with zipper
114. Any garment or article using skills learned in this project.

EMBROIDERY, *Beginning* — Low Prem.

115. Pot holder
116. Pin cushion
117. Pillow top
118. Small picture
119. Article using cross stitch
120. Simple design on scarf, towel, clothing item or any other article

EMBROIDERY, *Advanced* — High Prem.

121. Purse
122. Set of four place mats
123. Set of four towels
124. Set of pictures
125. Wall hanging
126. Smocking on clothing item
127. Belt
128. Design on clothing item or any other article

QUILTING—PATCHWORK—APPLIQUE High Premium

129. Applique article or garment
130. Garment or article made from hand-made patchwork fabric
131. Garment or article made from hand-made quilted fabric
132. Quilt using patchwork
133. Quilt using applique
134. Quilt using combination of patchwork and applique
135. Appliance covers (set of 3), from hand-quilted, applique or patchwork fabric

LATCHHOOK — High Prem.

136. Pillows
137. Wall hangings
138. Other

NEEDLEPOINT — High Prem.

139. Pillows
140. Wall hangings
141. Other

CROSS STITCH — High Prem.

142. Pillow
143. Wall hangings
144. Other

WEAVING

145. Beginning — Low Premium
146. Intermediate — Medium Premium
147. Advanced — High Premium
148. Other

Class 15 — FOODS

1. All exhibits must have recipe attached. Recipe must include ingredients, mixing methods, baking time and temperature. Use a 3 x 5 card for the recipe and attach securely to exhibit.
2. One item only may be entered in any one lot.
3. Clear plastic bags used for exhibit if possible and use sturdy paper plates for displaying.
4. Limited to ten entries per exhibitor.
5. Use small loaves, pies and cobbler pans if you can.
6. Bar cookies are to be 2 x 2 inch squares.
7. Any items baked individually shall be displayed as one plate of four (example, one plate of four cookies).

COOKIES — Low Premium Value

Lot No.

1. One plate of four drop cookies uniced
2. One plate of four no-bake cookies
3. One plate of rolled cookies
4. One plate of four bar cookies uniced
5. One plate of four car cookies iced
6. One plate of four ball cookies
7. One plate of four frosted cookies.
8. Other

CAKES

8. Layer cake, uniced, from scratch — Medium premium value
9. Sheet cake of flat pan cake, uniced, from scratch — Medium premium value
10. Sheet cake of flat pan cake, frosted, from scratch — Medium premium value
- 10a. Decorated cake, any size, may use mix – High premium value
11. Cup cakes, frosted (three), from scratch — Medium premium value
12. Angel, chiffon or sponge cake, uniced, from scratch — High premium value
13. Other - If using a mix, it must be stated – Medium premium value

DESSERTS

14. Crisps and cobblers — Medium premium value
15. Cheesecake — High premium value
16. Jelly rolls — High premium value
17. Fruitcakes — High premium value
18. Shortcakes and cake dessert (gingerbread and upside down cakes) — High premium value
19. Pies — Fruit pies — High premium value
20. Pies — Meringue pies — High premium value
21. Pies — Chiffon pies — High premium value
22. Tarts — Medium premium value
23. Other - No mixes allowed – High premium value

BREADS — QUICK

24. Biscuits — Medium premium value
25. Muffins — Medium premium value
26. Corn bread — Medium premium value
27. Dessert breads (carrot bread, quick coffee cake and nut breads) — Medium premium value
28. Quick Bread using cheese — Medium premium value
29. Other - No mixes allowed – Medium premium value

BREADS — YEAST

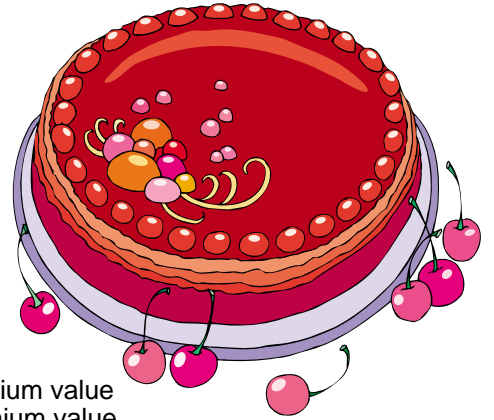
30. One plate of plain yeast rolls — Medium premium value
31. One plate of fancy yeast rolls (crescents, fan tans with toppings or with other grains or herbs) High premium value
32. One plate of four sweet rolls — High premium value
33. Yeast coffee cake — High premium value
34. One plate of four raised doughnuts — High premium value
35. One plate of four cake-type doughnuts — High premium value
36. Loaf of yeast white bread — High premium value
37. Loaf of yeast bread with other grains or herbs — High premium value
38. Loaf of yeast bread — whole wheat — High premium value
39. Loaf of yeast batter bread — High premium value
40. Other - must be from scratch – High premium value

RELISH PLATE


41. Vegetable plate — Low premium value
42. Fruit plate — Low premium value
43. A party cheese tray — Low premium value
44. Other – Low premium value

FOODS WITH AN INTERNATIONAL FLAVOR

45. Plate of four foreign cookies — Medium premium value
46. One plate of four types of foreign cookies (one of each) — Medium premium value
47. Foreign Bread — High premium value
48. Pizza — High premium value
49. Educational display or exhibit featuring the food of one special country. Include food, menus, place settings or other



- items typical of this country in the exhibit — Medium premium value
- 50. Other food item from foreign country — High premium value
- 51. Candy — High premium value
- 52. Other — Medium premium value



OTHER SPECIAL PROJECTS

- 53. Poster, good nutrition — Medium premium value
- 54. Centerpiece — Medium premium value
- 55. Dairy items — High premium value
- 56. Hot drink mix — Low premium value
- 57. Recipe file — 15 or more — Low premium value
- 58. Candies — Medium premium value
- 59. Other — Medium premium value

Class 16 — FOOD PRESERVATION

1. All exhibits are to be the work of the exhibitor.
2. All products are to be in standard containers. A standard container is one made for canning or for jelly. It must be marked Mason, Kerr or Ball.
 - (a) Jellies are to be in standard jelly glasses or in the new type standard jars (self-sealing with straight sloping sides.)
 - (b) Jams and butters may be in the same type containers used for jelly or in standard jars.
 - (c) Relishes are to be in standard half-pint or pint jars.
 - (d) Canned fruits, berries and vegetables are to be in standard pint or quart jars
3. Jars are to be clean on the outside.
4. Each jar is to be labeled with canning date, method used and type of item canned.
5. All jellies and jams are to be sealed. - May be opened by the judge.

High Premium Value for lots 1 to 11

Lot No.

1. One glass or jar of fruit jam, preserves, conserves or marmalade
2. One glass or jar of fruit butter
3. One glass or jar of fruit jelly
4. One jar of canned fruit
5. One jar of canned berries
6. One jar of pickles
7. One jar of canned meat
8. One jar of vegetable relish
9. One jar of canned vegetables
10. One freezer jam
11. Syrups

DRYING Lot No.

Medium Premium Value

12. 1/2 cup bagged of one vegetable
13. 1/2 cup bagged fruit
14. One small roll of fruit leather
15. Four strips of dried meat
16. Other

Class 17 — GARDEN

1. Exhibits must contain the specified number of vegetables to be considered for awards.
2. Vegetables will be judged for uniformity, maturity, variety, characteristics, freedom from disease and injury.
3. Not more than six varieties to be shown by each exhibitor. All vegetables in this class must be field grown and not house grown. Ten may be entered, but not more than six may be brought to be judged.

PREMIUMS for Lots 1 to 35: Blue — \$2.00 Red — \$1.50 White — \$1.00

Lot No.

- | | |
|---|---|
| <ol style="list-style-type: none"> 1. Beans, plate of wax beans (six pods per plate) 2. Beans, plate of green string (six pods per plate) 3. Beets, three table 4. Cabbage, round 5. Cabbage, pointed 6. Carrots, three short 7. Carrots, three long 8. Corn, three ears of sweet corn 9. Cucumbers, three slicing 10. Cucumbers, three pickling 11. Cauliflower 12. Onions, three globe (white, yellow or brown) 13. Onions, three flat (white, yellow or brown) 14. Onions, one bunch green table (6 onions per bnch) 15. Peas, plate of 12 green (12 pods per plate) 16. Peppers 17. Pumpkins 18. Radishes, bunch of five white or red | <ol style="list-style-type: none"> 19. Rutabagas, three 20. Tomatoes, three green 21. Tomatoes, three red (ripe) 22. Turnips, three 23. Squash, hubbard 24. Squash, summer or any other variety 25. Strawberries with stem (10 per plate) 26. Raspberries, 10 per plate 27. Watermelon 28. Potatoes (white) — three 29. Potatoes (russet) — three 30. Kohlrabi — three 31. Any other vegetable — home garden grown 32. Any other fruit — home garden grown 33. Educational display 34. Herbs 35. Other |
|---|---|

Class 18 — FLOWERS

1. All exhibits must have green foliage attached and with plants.
2. No stimulating or preserving chemicals permitted.

ANNUALS

Lot No.

1. Asters, five stems and foliage
2. Marigolds, dwarf — three stems and foliage
3. Marigolds, standard — three stems and foliage
4. Pansies — five stems and foliage
5. Petunias — five stems and foliage
6. Snapdragons — three stems and foliage
7. Zinnias — five stems and foliage
8. Best collection of annual flowers, one stem or spray of each kind with foliage, not less than five kinds of each
9. Any other

PERENNIALS

Lot No.

10. Daisies — three stems with bloom and foliage
11. Roses — two to three stems and foliage
12. Gladiolus — two to three stems and flowers
13. Dahlias — two large or three small blooms, stems with foliage. Name varieties if possible
14. Any other

HOUSE PLANTS

Lot No.

15. African violets — one pot
16. African violets — Best collection (name some varieties if possible)
17. Best collection of house plants
18. Any other house plant, single (one) pot

PREMIUMS: Blue — \$0.75 Red — \$0.50 White — \$0.25

Class 19 — LAWN AND GARDEN

Lot No.

1. Educational display
2. Other

PREMIUMS: Blue — \$3.00 Red — \$2.00 White — \$1.00

Class 20 — WEEDS

1. Plant specimens should be mounted on standard mounting cards (11" x 16"). Exhibits should be properly labeled with the following information: Type of plant (common name and scientific name), date found, location found, soil type and finder's name. Also list kind of plant (annual, perennial or biennial), and the kind of herbicides that is effective in its control.
2. All weed plant specimens should include the roots, stems, leaves and the flowers where possible. All plants must be **PRESSED**.
3. Displays can be either on a display board or in booklet form.

Lot No.

1. Exhibit of 12 mounted weed specimens (7 annuals, 2 biennials, 3 perennials, all pressed and labeled properly.)
2. Exhibit of 18 mounted weed specimens (include at least 2 biennials and 3 perennials). All must be pressed and labeled properly.
3. Exhibit of 8 weed or plant specimens known to be dangerous or poisonous to livestock with information suggesting method of control or protection against.
4. Exhibit listing 12 well-known herbicides used in your area. Also, include the type of plant species they are most effective on, their chemical make-up, their special precautions for safety, and their effect on the plants. List any other important data you feel is necessary.
5. 4-H Project Notebook — Unit I, Unit II or Unit III.
6. Educational display.

PREMIUMS: Blue — \$3.00 Red — \$2.00 White — \$1.00

Class 21 — RANGE MANAGEMENT

1. Plant specimens should be mounted. Exhibits should be properly labeled.
2. Plant specimens should be mounted, labeled properly, and arranged in booklet form.

Lot No.

1. Collection of 12 range grasses, 6 range forbs (broad leaf, weedy plants), and 6 range shrubs or browse plants — pressed (dried in press), mounted and labeled and in BOOKLET form.
2. Collection of 44 important range plants — dried (in plant press), mounted, labeled and in BOOKLET form.
3. Educational panel exhibit of important native range plants and their forage values. Press, mount, label properly and mount on display board. Five plant specimens minimum.
4. Display of 10 important grass and legume mounts representing grasses and legumes used for range reseeding in your area. Arrange in BOOKLET form and explain adaption of each species and their individual importance on a separate sheet opposite the plant specimens.
5. Display showing how to press plants using charts and graphs. Also display a home-made plant press and plant specimen.
6. 4-H Project Notebook — Unit I, Unit II or Unit III.
7. Educational display. **PREMIUMS:** Blue — \$3.00 Red — \$2.00 White — \$1.00

Class 22 — FORESTRY

1. Plant specimens should be mounted on standard mounting cards (11" x 16"). Exhibits should be properly labeled with the following information: Type of plant (common name and scientific name), date found, location found, soil type where found, and finder's name.
2. Exhibit showing some phase or phases of forestry activities. Exhibit may be made up of drawings, charts, pictures (photographs), models or any other methods.
3. Compass Exhibit — With the use of charts explaining how a compass works, also set up a compass course on a map.
4. Display on **How A Tree Grows**. Show the main divisions of a tree — the crown, trunk and roots. Show also the part of a cross-section of a tree.
5. Educational display. **PREMIUMS:** Blue — \$3.00 Red — \$2.00 White — \$1.00

Class 23 — PLANTS AND SOILS SCIENCE

Lot No.

1. Exhibit showing a soil profile with the various soil layers labeled. O horizon - humus; A horizon - Topsoil; B & C horizons, etc. Explain the differences in the different horizons and label each with the respectful depth corresponding to your area.
2. Exhibit showing the relationship between sand, silt and clay. Each in a different container labeled respectively.
3. Exhibit of any other soil project of interest to you. Can pertain to anything relating to plant and soil science.
4. Educational display. **PREMIUMS:** Blue — \$1.00 Red — \$0.75 White — \$0.75

Class 24 — ENTOMOLOGY

Specimens will be judged on the basis of the following:

- (a) Correctness and uniformity of pinning and labeling
- (b) Condition of specimens
- (c) Neatness and arrangement in display box
- (d) Variety of insects in collection

Lot No.

1. Exhibit a collection of at least twenty-five different kinds of insects — mounted, labeled and identified according to order.
2. Exhibit a collection of at least fifty different kinds of insects — mounted, labeled and identified according to order and family.
3. Exhibit of equipment used for insect collecting and mounting.
4. Educational display.

PREMIUMS: Blue — \$3.00 Red — \$2.00 White — \$1.00

Class 25 — CEREALS AND SMALL GRAINS

Each sheaf shall be not less than 3" and not more than 4" in diameter at the first tie below the head. There must be at least 3 ties.

Lot No.

- | | |
|-------------------------------|------------------------|
| 1. Winter Wheat (any variety) | 5. Flax |
| 2. Spring Wheat (any variety) | 6. Oats (any variety) |
| 3. Barley (any variety) | 7. Educational display |
| 4. Rye | |

PREMIUMS: Lots 1 to 7 Blue — \$0.75 Red — \$0.50 White — \$0.25

Class 26 — FORAGES AND GRASSES

All forage sheaves must be at least 1-1/2 inches in diameter at the base and snugly tied in place.

Lot No.

- | | |
|------------------------|------------------------|
| 1. Alfalfa | |
| 2. Timothy | |
| 3. Sweet Clover | 6. Alslike Clover |
| 4. Crested Wheat Grass | 7. Sainfoin |
| 5. Brome | 8. Any other grasses |
| | 9. Educational display |

PREMIUMS: Lots 1 to 9 Blue — \$0.75 Red & White — \$0.50

Class 27 — AEROSPACE

Lot No.

- | | |
|------------------------------------|-----------------------------------|
| 1. Airplanes — model | 3. Rocketry — model |
| 2. Airplanes — educational display | 4. Rocketry — educational display |

PREMIUMS: Blue — \$2.00 Red — \$1.50 White — \$1.00

Class 28 — VET SCIENCE

Lot No.

- | | |
|-------------------------------|---------------------------------|
| 1. Project notebook — Unit I | 3. Project notebook — Unit III |
| 2. Project notebook — Unit II | 4. Poster — educational display |

PREMIUMS: Blue — \$0.75 Red — \$0.50 White — \$0.25

Class 29 - HOBBIES

Lot 1 - WALLHANGINGS

- a. Decorated Wreaths–M
- b. Dream Catchers - Originals–M
- c. Dream Catchers - Kits–L
- d. Batik–H

Lot 2 - CANDLES–M

- a. Oil
- b. Gel
- c. Wax
- d. Kits
- e. Other

Lot 3 - SOAP–M

Items must be displayed in clear protective sleeve/bag

- a. Carved
- b. Formed and molded
- c. Kits

Lot 4 - RUBBER STAMPING–M

- a. Cards
- b. Fabrics
- c. Other

Lot 5 - TOLE PAINTING–H

- a. Wood
- b. Metal
- c. Glass
- d. Other

Lot 6 - CERAMICS–H

- a. Small stained project - under 6"
- b. Large stained project - over 6"
- c. Porcelain piece finished - any size
- d. Small glazed project - under 6"
- e. Large glazed project - over 6"
- f. Small air brush project - under 6"
- g. Large air brush project - over 6"
- h. Small antiqued project - under 6"
- i. Large antiqued project - over 6"
- j. Small wet brushed project - under 6"
- k. Large wet brushed project - over 6"

Lot 7 - MISCELLANEOUS CRAFTS–M

- a. Decorated stepping stones
- b. Miscellaneous kits
- c. Fly tying–H
- d. Stenciled fabrics
- e. Wearable fabrics
- f. Christmas ornaments, decorations
- g. Handcrafted toys
- h. Decoupage
- i. Macrame
- j. Latch hook
- k. Paper mache object
- l. Tie-dyed item
- m. Any other miscellaneous craft
- n. Tatting–H
- o. Cut work

Lot 8 - MODELS–M

- a. Standard car
- b. Custom style car
- c. Novelty car
- d. Planes and rockets
- e. Lego blocks–L
- f. Lincoln logs–L
- g. Erector set
- h. Other

Lot 9 - ART & CRAFTS–M

- a. Handmade party favors
- b. Hand puppets
- c. Finger puppets
- d. Marionette
- e. Dolls with 5 piece wardrobe
- f. Construction paper creation
- g. Other kit work (no plastic, models, beads)
- h. Sculptures
- i. 3-Dimensional wall hangings original design
- j. Wild card (Any item not listed elsewhere)

Lot 10 - JEWELRY MAKING–M

- a. Necklace
- b. Earrings
- c. Bracelet
- d. Ring
- e. Other

Lot 11 - TAXIDERMY–H

- a. Mammal
- b. Fish
- c. Reptile
- d. Fowl

Lot 12 - OIL PAINTINGS–H

- a. Oil - Landscape
- b. Oil - Still Life
- c. Oil - Portrait
- d. Oil - Animals

Lot 13 - ACRYLIC PAINTINGS–H

- a. Landscape
- b. Still Life
- c. Portrait
- d. Animals

Lot 14 - WATERCOLOR–H

- a. Landscape
- b. Still Life
- c. Animals
- d. Any other subject

Lot 15 - DRAWING–M

- a. Charcoal
- b. Pencil
- c. Pen/brush and ink (Quill, fountain pen)
- d. Oil Pastel
- e. Chalk
- f. Color pencil
- g. Crayon
- h. Markers
- i. Finger paint
- j. Mixed Media
- k. Drawing, any other
- l. Abstract - any medium

Lot 16 - THREE DIMENSIONAL ART–H

- a. Pottery - hand thrown
- b. Pottery - hand built
- c. Wire, metal sculpture
- d. Wood sculpture
- e. Construction, paper sculpture
- f. Wax, sulpti, bread dough
- g. Other sculpture
- h. Woven baskets
- i. Other baskets
- j. Paper mache
- k. Any other 3-D art creation

Lot 17 - GLASS–H

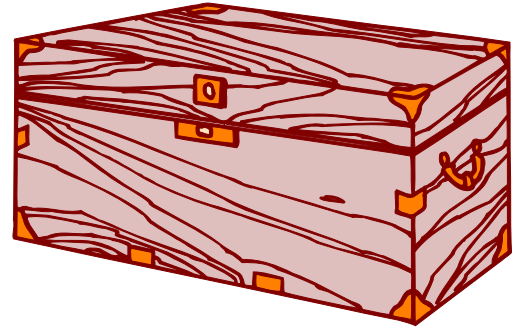
- a. Stained glass - large over 12"
- b. Stained glass - small under 12"
- c. Sun catcher
- d. Lampshade
- e. 3-Dimensional
- f. Etched glass

H–High Premium
M–Medium Premium
L–Low Premium

Class 30 — INDUSTRIAL ARTS AND HOBBIES

Lot No.

- | | | | |
|------------------|---|--------------|----------------|
| 1. | Large wood working projects such as cedar chests, chest of drawers, large lamps turned on a lathe or hand-carved, or large desk, etc. | | |
| 2. | Large metal projects such as trailer or equipment. | | |
| PREMIUMS: | Blue — \$3.00 | Red — \$1.50 | White — \$1.00 |
| 3. | Medium wood working projects such as footstools, medium-size lamps, sawhorses, candle holders, nut bowls, etc. | | |
| 4. | Medium metal projects such as tool boxes. | | |
| PREMIUMS: | Blue — \$2.00 | Red — \$1.50 | White — \$1.00 |
| 5. | Small wood working projects such as bookends, wooden toys, bird houses, towel racks, etc. | | |
| 6. | Small metal projects such as plaques, pictures, etc. | | |
| PREMIUMS: | Blue — \$1.50 | Red — \$1.00 | White — \$0.75 |
| 7. | Large engines | | |
| PREMIUMS: | Blue — \$3.00 | Red — \$2.00 | White — \$1.00 |
| 8. | Small engines | | |
| PREMIUMS: | Blue — \$2.00 | Red — \$1.00 | White — \$0.75 |
| 9. | School project - foot stool | | |
| PREMIUMS: | Blue — \$2.00 | Red — \$1.00 | White — \$0.75 |
| 10. | Wood boxes | | |
| PREMIUMS: | Blue — \$2.00 | Red — \$1.00 | White — \$0.75 |
| 11. | Flower boxes | | |
| PREMIUMS: | Blue — \$2.00 | Red — \$1.00 | White — \$0.75 |
| 12. | Planter | | |
| PREMIUMS: | Blue — \$2.00 | Red — \$1.00 | White — \$0.75 |
| 13. | Creeper | | |
| PREMIUMS: | Blue — \$3.00 | Red — \$2.00 | White — \$1.00 |
| 14. | Ladder | | |
| PREMIUMS: | Blue — \$3.00 | Red — \$2.00 | White — \$1.00 |
| 15. | Other | | |
| PREMIUMS: | Blue — \$2.00 | Red — \$1.00 | White — \$0.75 |



Class 31 — LEATHERCRAFT

Lot No.

- | | | | |
|------------------|--|----------------|----------------|
| 1. | Large leather project such as coat or scabbard | | |
| | 1. a — Carved | 1. b — Stamped | 1. c — Laced |
| PREMIUMS: | Blue — \$3.00 | Red — \$2.00 | White — \$1.00 |
| 2. | Medium leather project such as small purse, billfolds, belts, etc. | | |
| | 2. a — Carved | 2. b — Stamped | 2. c — Laced |
| PREMIUMS: | Blue — \$2.00 | Red — \$1.50 | White — \$1.00 |
| 3. | Small leather project such as key holder, bracelet, etc. | | |
| | 3. a — Carved | 3. b — Stamped | 3. c — Laced |
| PREMIUMS: | Blue — \$1.50 | Red — \$1.00 | White — \$0.75 |
| 4. | Educational display | | |
| PREMIUMS: | Blue — \$2.00 | Red — \$1.00 | White — \$0.75 |

Class 32 — FARM AND HOME ELECTRIC CLASS

Lot No.

- | | |
|------------------|--|
| 1. | One article of electric equipment made by exhibitor other than lamp. |
| 2. | A display showing all steps of making a repair. |
| 3. | A display showing all steps of wiring in a switch or outlet. |
| 4. | Table or pinup lamp accompanied by chart showing position of use. |
| PREMIUMS: | Blue — \$2.00 Red — \$1.50 White — \$1.00 |

Class 33 — PHOTOGRAPHY

Lots 1-20

1. A member may exhibit in one or more lots.
2. Pictures must be taken within the past 12 month.
3. Entries should be labeled on the back with name, club, year in project, lot number, title and age.
4. Pictures may be colored, black and white, or mixed.
5. All photos should be mounted or matted. Captions can be added.
6. A photo can only be entered in one lot.

BLACK & WHITE – 35mm

Lot No.

1. Animal
2. Action
3. Close-up (not more than 6', not portrait)
4. Night Scene
5. Special Effect
6. Portrait
7. Scenery
8. Other
9. Photo Story

COLOR - 35mm

Lot No.

10. Animal
11. Action
12. Close-up (not more than 6', not portrait)
13. Night Scene
14. Special Effect
15. Portrait
16. Scenery
17. Other
18. Photo Story

BLACK & WHITE – Digital

Lot No.

- 1a. Animal
- 2a. Action
- 3a. Close-up (not more than 6', not portrait)
- 4a. Night Scene
- 5a. Special Effect
- 6a. Portrait
- 7a. Scenery
- 8a. Other
- 9a. Photo Story

COLOR - Digital

Lot No.

- 10a. Animal
- 11a. Action
- 12a. Close-up (not more than 6', not portrait)
- 13a. Night Scene
- 14a. Special Effect
- 15a. Portrait
- 16a. Scenery
- 17a. Other
- 18a. Photo Story

Lot No. 19 ALBUM

Albums will be judged on completion, neatness and originality. Do not caption individual pictures. Minimum 10 pages
Photos in the album may not be entered again in a different lot.

Lot No. 20 SCRAPBOOK

Scrapbooks will be judged on completion, neatness and originality. Minimum 10 pages. *Photos in scrapbook may not be entered again in a different lot.*

PREMIUMS: Blue — \$3.00 Red — \$2.00 White — \$1.00

Class 34 — SELF DETERMINED

1. This will include unclassified self-determined projects. 2. Purpose of this project will be included in the display.
3. Exhibits must include notebook on project and project record sheets. 4. Include topic on your entry blank.


Lot No.

1. Educational display with notebook.
 2. Other
- PREMIUMS:** Blue — \$2.00 Red — \$1.50 White — \$1.00

Class 35 — WILDLIFE

Lot No.

1. Exhibit of project activities
 2. Project Notebook
 3. Poster showing an activity or skills learned in Project
 4. Other item related to project.
- PREMIUMS:** Blue — \$1.00 Red — \$0.75 White — \$0.50



Class 36 — SCHOOL EXHIBITS

General Rules- Open to all, anyone may enter. One exhibit per child allowed per each lot. The Lot No. and Grade must be placed on the front of the exhibit. All work exhibited must have been made during the preceding school year as part of the school curriculum. All entries will be awarded blue, red, or white ribbons on the basis of the pupil involvement, originality, education value, and grade level appropriate.

PREMIUMS: Blue \$1.00 Red \$0.75 White \$0.50

FLAT MOUNTED ART

- Lot 1** - Preschool, Kindergarten
a. Crayon or Colored Pencil
b. Watercolor or Tempera
c. Finger Painting
d. Drawing - Pencil or Ink
e. Chalk

- Lot 3** - Grades 3,4
a. Crayon or Colored Pencil
b. Watercolor or Tempera
c. Finger Painting
d. Drawing - Pencil or Ink
e. Chalk

- Lot 5** - Grades 7,8
a. Crayon or Colored Pencil
b. Watercolor or Tempera
c. Finger Painting
d. Drawing - Pencil or Ink
e. Chalk

- Lot 2** - Grades 1,2
a. Crayon or Colored Pencil
b. Watercolor or Tempera
c. Finger painting
d. Drawing - Pencil or Ink
e. Chalk

- Lot 4** - Grades 5,6
a. Crayon or Colored Pencil
b. Watercolor or Tempera
c. Finger Painting
d. Drawing - Pencil or Ink
e. Chalk

- Lot 6** - Grades 9-12
a. Crayon or Colored Pencil
b. Watercolor or Tempera
c. Finger Painting
d. Drawing - Pencil or Ink
e. Chalk

POSTERS

- Lot 7** - Preschool, Kindergarten
Lot 8 - Grades 1,2

- Lot 9** - Grades 3,4
Lot 10 - Grades 5,6

- Lot 11** - Grades 7,8
Lot 12 - Grades 9-12

SPECIAL PROJECTS

Work done for social studies, reading, science, music, etc. Can be maps with special reports or booklets. Also, hobbies and collections, holiday decorations or projects.

- Lot 13** - Preschool, Kindergarten
Lot 14 - Grades 1, 2

- Lot 15** - Grades 3,4
Lot 16 - Grades 5,6

- Lot 17** - Grades 7,8
Lot 18 - Grades 9-12

BOOKLETS

- Lot 19** - Preschool, Kindergarten
Lot 20 - Grades 1,2

- Lot 21** - Grades 3,4
Lot 22 - Grades 5,6

- Lot 23** - Grades 7,8
Lot 24 - Grades 9-12

CRAFTS

Wood working, weaving, paper-mache, metal work, jewelry, household articles, sculpting or ceramics

- Lot 25** - Preschool, Kindergarten
Lot 26 - Grades 1,2

- Lot 27** - Grades 3,4
Lot 28 - Grades 5,6

- Lot 29** - Grades 7,8
Lot 30 - Grades 9-12

PAPER PROJECTS

Projects in cut paper, folded paper objects, torn paper pictures, all over or border designs, etc.

- Lot 31** - Preschool, Kindergarten
Lot 32 - Grades 1,2

- Lot 33** - Grades 3,4
Lot 34 - Grades 5,6

- Lot 35** - Grades 7,8
Lot 36 - Grades 9-12

SPECIAL UNITS

Dioramas, models of castles, Conestoga wagons, river barges, etc. Special studies in national expansion, natural resources, transportation or science.

- Lot 37** - Preschool, Kindergarten
Lot 38 - Grades 1,2

- Lot 39** - Grades 3,4
Lot 40 - Grades 5,6

- Lot 41** - Grades 7,8
Lot 42 - Grades 9-12

CREATIVE WRITING

They will be judged on creative writing and penmanship when applicable.

- Lot 43** - Preschool, Kindergarten
a. Poetry
b. Stories

- Lot 45** - Grades 3, 4
a. Poetry
b. Stories

- Lot 47** - Grades 7, 8
a. Poetry
b. Stories

- Lot 44** - Grades 1, 2
a. Poetry
b. Stories

- Lot 46** - Grades 5, 6
a. Poetry
b. Stories

- Lot 48** - Grades 9-12
a. Poetry
b. Stories

MIXED MEDIA

- Lot 49** - Preschool, Kindergarten
Lot 50 - Grades 1, 2

- Lot 51** - Grades 3, 4
Lot 52 - Grades 5, 6

- Lot 53** - Grades 7, 8
Lot 54 - Grades 9-12

COMPUTER GENERATED PROJECTS

- Lot 55** - Preschool, Kindergarten
Lot 56 - Grades 1, 2

- Lot 57** - Grades 3, 4
Lot 58 - Grades 5, 6

- Lot 59** - Grades 7, 8
Lot 60 - Grades 9-12

Wheatland County Youth Fair 4-H Classes

4-H members must be a current member enrolled in Wheatland County 4-H,
enrolled in the project and project leader must sign entry form.
4-H Members are required to bring record books of fair project.

All rules and premiums apply to Open and 4-H Classes.

4H DEPARTMENT A

ANIMAL SCIENCES

CLASS I - BEEF

Showmanship

Lot No.

0102 Senior 4-H Beef Showmanship

0103 Junior 4-H Beef Showmanship

0104 Junior-Junior 4-H Beef Showmanship

Market Stock

Lot No.

0105 Market Beef

Beef Every 4-H exhibitor in their third year of the market beef project must complete an option. You must sign up for an option that corresponds with the market beef level you are in. Any 4-H exhibitors in years 4 and above may elect to take an option.

Lot No.

0106 Market Beef Option Beef 1 - Bite Into Beef

- A. Learning about beef cattle
- B. Recognizing a healthy animal
- C. Caring for your animal
- D. Preparing for calving
- E. Judging hamburgers for quality
- F. Origins of beef breeds
- G. Learning parts of beef cattle
- H. Selecting retail beef cuts
- I. Learning about beef breeds
- J. Learning about beef by-products
- K. Management tips
- L. Learning about feed ingredients
- M. Understanding cattle behavior
- N. Evaluating beef cattle

0107 Market Beef Option Beef 2 - On The Mooove

- A. Composition of beef carcasses
- B. Understanding the digestive system
- C. Understanding cattle behavior
- D. Comparing retail cuts of beef
- E. Addressing current beef issues
- F. Selecting quality forage
- G. Promoting your product
- H. Choosing feed ingredients
- I. Nose printing for identification 4
- J. Common cattle diseases
- K. Reading feed tags
- L. Presenting oral reasons
- M. Learning safety around cattle

0108 Market Beef Option Beef 3 - Leading The Charge

- A. Using performance data to buy bulls
- B. Determining meat quality and costs

- C. Biotechnology's impact on beef
- D. Tying knots
- E. Planning a breeding program
- F. Planning career choices
- G. Developing a budget
- H. Setting project goals
- I. Selecting project steers
- J. Addressing beef industry issues
- K. Organizing a promotional event
- L. Using frame scores for market weight
- M. Understanding EPD's
- N. Writing a job description/interview
- O. Getting a loan

Beef Breeding

Lot No.

0109 Female under 1 year

0110 Female over 1 year, under 2

0111 Female over 2 years

0112 Bull under 1 year

0113 Bull over 1 year, under 2

0114 Cow-calf pair (only one can be shown individually)

0115 Steer under 1 year

CLASS 2 - DAIRY

Showmanship

Lot No.

0202 Senior 4-H Dairy Cattle Showmanship

0203 Junior 4-H Dairy Cattle Showmanship

0204 Junior-Junior 4-H Dairy Cattle Showmanship

Dairy Breeding

Lot No.

0205 Dairy bull calf

0206 Dairy heifer calf

0207 Dairy heifer over 1 under 2

0208 Dairy cow 2 years and over

0209 Dairy bull over 1 under 2

CLASS 3 - DAIRY GOAT

Showmanship

Lot No.

0302 Senior 4-H Dairy Goat Showmanship

0303 Junior 4-H Dairy Goat Showmanship

0304 Junior-Junior 4-H Dairy Goat Showmanship

Dairy Goat Breeding

Lot No.

0305 Junior Doe under 1

0306 Junior Doe (dry) over 1 under 2

0307 Senior Doe (milking) over 1 under 2

0308 Senior Doe over 2 under 3

- 0309 Senior Doe over 3
- 0310 Dam and Daughter (2 senior does OR 1 senior doe and 1 junior doe)

CLASS 4- PYGMY GOAT

Showmanship

- Lot No.
- 0402 Senior Pygmy Goat Showmanship
- 0403 Junior Pygmy Goat Showmanship
- 0404 Junior-Junior Pygmy Goat Showmanship

Pygmy Goat Breeding

- Lot No.
- 0405 Junior Doe under 1 year
- 0406 Junior Doe (dry) over 1 year under 2
- 0407 Senior Doe (milking) over 1 year under 2
- 0408 Senior Doe over 2 years under 3
- 0409 Senior Doe over 3 years
- 0410 Dam and Daughter (2 senior does OR 1 senior doe and 1 junior doe)
- 0411 Wether

CLASS 5- SHEEP

Showmanship

- Lot No.
- 0502 Senior 4-H Sheep Showmanship
- 0503 Junior 4-H Sheep Showmanship
- 0504 Junior-Junior 4-H Sheep Showmanship

Market Stock

- Lot No.
- 0505 Market Lamb
- 0506 Pen of three market lambs (will not consist of exhibitors lot 0505 Single market lamb)
- 0507 Club pen of three market lambs

Breeding Stock

- Lot No.
- 0510 Ewe lamb under 1 year
- 0511 Ewe over 1 year under 2 years
- 0512 Ewe over 2 years
- 0513 Ram lamb under 1 year
- 0514 Ram over 1 under 2 years
- 0515 Ram over 2 years
- 0516 Pen of three ewe lambs
- 0517 Pen of three ram lambs
- 0518 Ewe - lamb pair (only one can be shown individually)
- 0519 White face fleece
- 0520 Black face fleece

Sheep Options Every 4-H exhibitor in their third year of the market lamb project must complete an option. You must sign up for an option that corresponds with the market sheep level you are in. Any 4-H exhibitors in years 4 and above may elect to take an option.

- Lot No.
- 0522 Market Sheep Options Sheep 1 - Lambs, Rams, & You

- A. Identifying sheep parts
- B. Identifying uses of wool
- C. Telling the age of sheep
- D. Showing a sheep
- E. Determining the health of a sheep
- F. Developing a management plan
- G. Recognizing breeds of sheep
- H. Observing sheep behavior
- I. Exploring by-products of sheep
- J. Fitting a sheep for show
- K. Selecting a lamb for your project
- L. Judging lambs
- M. Caring for newborn lambs

- 0523 Market Sheep Options Sheep 2 - Shear Delight

- A. Studying sheep parasites
- B. Judging and presenting reasons
- C. Exploring the digestive system
- D. Promoting meat safety
- E. Using medications safely
- F. Sheep diseases and health problems
- G. Management practices
- H. Saving a chilled lamb
- I. Figuring the costs of raising a lamb
- J. Cooking and tasting lamb
- K. Exploring sheep careers
- L. Understanding the production cycle
- M. Designing housing facilities
- N. Reading feed tags

- 0524 Market Sheep Options Sheep 3 - Leading The Flock

- A. Setting production goals
- B. Planning a sheep activity
- C. Dealing with industry issues
- D. Learning reproductive terms
- E. Teaching a lesson on sheep to others
- F. Developing leadership skills
- G. Selecting sheep
- H. Making a budget
- I. Interviewing others about sheep
- J. Conducting a sheep products survey
- K. Sharing your knowledge with others
- L. Figuring heritability estimates for sheep
- M. Conducting a lamb cut judging and identification contest

CLASS 6-SWINE

Showmanship

- Lot No.
- 0602 Senior 4-H Swine Showmanship
- 0603 Junior 4-H Swine Showmanship

0604 Junior-Junior 4-H Swine Showmanship

Market Stock

Lot No.

0605 Market Swine

Swine Options Every 4-H exhibitor in their third year of the market swine project must complete and option. You must sign up for an option that corresponds with the market swine level you are in. Any 4-H exhibitors in years 4 and above may elect to take an option.

Lot No.

0606 Market Swine Options Level I - Squeal Appeal

- A. Finding and using pig resource material
- B. Learning parts of a pig
- C. Observing pig behavior
- D. Creativity project related to pigs
- E. Income and expense budgets
- F. Veterinarian practices
- G. Retail pork products at a supermarket
- H. Learning about swine breeds
- I. From pig to pork
- J. Keeping pigs comfortable
- K. Pig feeds
- L. Grooming & showing pigs
- M. Pork by-products

0607 Market Swine Options Level 2 - Hamming It Up

- A. Cooking & tasting pork
- B. Swine diseases
- C. Pig health care plan
- D. Management & production practices
- E. Designing your ideal pig
- F. Judging a class of market hogs
- G. Swine management techniques
- I. Studying pig health
- J. Careers related to swine
- K. Public issues & swine
- L. Pork promotion
- M. Identify swine equipment

0608 Market Swine Options Level 3- Going Whole Hog

- A. Thinking about the future of swine
- B. Conducting a showmanship clinic
- C. Planning a swine judging contest
- D. Swine organizations
- E. Career analysis
- F. Swine genetics and heritability
- G. Teaching a lesson on swine
- H. Conducting a judging clinic
- I. Organizing a quiz bowl
- J. Environmental and waste issues
- K. Finishing facilities
- L. Designing a hog operation
- M. Leading & helping others

CLASS 7-CAT

All cats must be brought in a carrier. All cats must be removed from the fairgrounds after the judging. Proof of shots for distemper and rabies are required before the fair.

Lot No.

- 0701 Cat, 2 months to 2 years, Health & Grooming
- 0702 Cat, over 2 years, Health & Grooming
- 0703 Notebook with plans, records, pictures, etc.
- 0704 Educational display on health care
- 0705 Educational display on breeds of cats
- 0706 Item (toy, scratching post or other) you have made for your cat
- 0707 Cat carrier you have made or decorated
- 0708 Picture story with captions in a notebook
- 0709 Other
- 0710 Senior Cat Showmanship
- 0711 Intermediate Cat Showmanship
- 0712 Junior Cat Showmanship

CLASS 9 - VETERINARY SCIENCE

- 0901 Pictures of normal and abnormal animal characteristics
- 0902 Exhibit of leather or fur damage by unhealthy skin
- 0903 Exhibit charts of temperature, respiration, and heart rate changes under varying conditions
- 0904 Exhibit showing disease preventive health procedures by use of proper nutrition and other management
- 0905 Project Notebook from Unit I
- 0906 Exhibit chart of life cycle of bacterial diseases
- 0907 Exhibit of life cycle of 2 internal and external parasites
- 0908 Photo exhibit on environmental conditions promoting disease and measures to be taken to prevent disease
- 0909 Exhibit chart showing how heredity works
- 0910 Project Notebook from Unit II
- 0911 Life cycle with charts of parasite common to this area
- 0912 Foods found in the grocery store, the type of spoilage they undergo and bacteria responsibility
- 0913 List of diseases that can be spread by water, milk, rodents, and insects, and explain control
- 0914 Chart on how infectious agents enter the body and cause disease
- 0915 Scrapbook on diseases
- 0916 Project Notebook from Unit III
- 0917 Other

CLASS 10 - POCKET PETS

Pocket Pets are considered to be any small animal, bird, reptile, or other creature that a member has been learning about in 4-H. Exhibitors must be enrolled in one skill level of the Pocket Pets project.

- 1. Interview judging will be conducted for all exhibitors.

Judging will be on the exhibit, not on conformation.

2. All pocket pets must be confined to an ESCAPE PROOF CAGE, suitable for that particular species. Exhibitors must provide their own cages.

3. Pocket pets do not participate in showmanship or the Round Robin.

Lot No.

- 1001 Senior Pocket Pet Level 1
- 1002 Senior Pocket Pet Level 2
- 1003 Senior Pocket Pet Level 3
- 1004 Intermediate Pocket Pet Level 1
- 1005 Intermediate Pocket Pet Level 2
- 1006 Intermediate Pocket Pet Level 3
- 1007 Junior Pocket Pet Level 1
- 1008 Junior Pocket Pet Level 2
- 1009 Junior Pocket Pet Level 3
- 1010 Educational Display
- 1011 Item made for your pet

CLASS 11 - RABBIT
ANY VARIETY

Lot No.

- 1101 Senior buck 8 months and over
- 1102 Senior doe 8 months and over
- 1103 Junior buck under 8 months
- 1104 Junior doe under 8 months
- 1105 Doe and litter
- 1106 Senior Rabbit Showmanship
- 1107 Junior Rabbit Showmanship
- 1108 Junior Junior Rabbit Showmanship

CLASS 12 - POULTRY

Birds entered as individuals cannot be competing in trio or vice versa.

- Cock..... Male fowl 1 year old and over
- Cockerel..... Male fowl less than 1 year
- Hen Female fowl more than 1 year
- Pullet..... Female fowl less than 1 year
- Old Trio One cock and two hens, same breed
- Young Trio One cockerel and two pullets, same breed

Lot No.

Heavy Birds

Light Birds

- | | | | |
|------|------------|------|------------|
| 1201 | Cock | 1207 | Cock |
| 1202 | Cockerel | 1208 | Cockerel |
| 1203 | Hen | 1209 | Hen |
| 1204 | Pullet | 1210 | Pullet |
| 1205 | Old Trio | 1211 | Old Trio |
| 1206 | Young Trio | 1212 | Young Trio |

Ducks

- 1213 Drake
- 1214 Young Drake
- 1215 Hen
- 1216 Young Hen
- 1217 Young Trio
- 1218 Old Trio

Geese

- 1219 Gander
- 1220 Hen
- 1221 Old Trio
- 1222 Young Trio

Other Poultry

- 1223 Other

Turkeys

- 1224 Young Tom
- 1225 Young Hen
- 1226 Old Tom
- 1227 Old Hen
- 1228 Young Trio
- 1229 Old Trio

Showmanship

- 1230 Senior Poultry Showmanship
- 1231 Junior Poultry Showmanship
- 1232 Junior Junior Poultry Showmanship
- 1233 FFA Poultry Showmanship

CLASS 13 - DOG

Lot No.

- 1301 Sub Novice
 - 1. Heel quietly on leash
 - 2. Sit on command
 - 3. Stay in place
 - 4. Stand-Stay
 - 5. Down
 - 6. Come when called
- 1302 Novice
 - 1. Heel on leash
 - 2. Stand for examination
 - 3. Heel free
 - 4. Recall
 - 5. Long sit
 - 6. Long down
- 1303 Graduate Novice
 - Perform #1-6 above plus
 - 7. Handler out of sight on 3 minute sit and 5 minutes down
 - 8. Drop on recall
 - 9. Fetch an object retrieving soft article
- 1304 Intermediate
 - Everything done off leash #1-9 above plus
 - 10. Retrieve a dumbbell
 - 11. Jump on command

- 1305 Advanced
 Everything done off leash
 Perform
- 1306 Senior Dog Showmanship
 1307 Junior Dog Showmanship
 1308 Junior Dog Showmanship

DEPARTMENT B PLANT SCIENCES

CLASS 20 - HORTICULTURE

1. Exhibits must contain the specified number of vegetables to be considered for awards.
2. Exhibit no more than two items per level of gardening you are enrolled in.
3. Vegetables will be judged for uniformity (size and shape), maturity, varietal characteristics, freedom from disease, insects, and injury.
4. A maximum of 12 lots may be entered in the vegetable division and only one entry per lot per exhibitor will be allowed.
5. All vegetables must be placed on a white 9" paper/foam plate for exhibit. A plastic bag should be placed over the paper plate and exhibit.

Horticulture 1: Budding Gardeners

- Lot No.
- 2001 Identify plant parts and functions
 2002 Perennial Flowers
 2003 Identify what plants need to grow
 2004 Composting
 2005 House Plants
 2006 Annual Flowers
 2007 Flower Arranging
 2008 Grow plants indoors in a dish garden
 2009 Grow vegetables in containers
 2010 Draw plans for an outdoor garden
 2011 Compare vegetable varieties
 2012 Other

Horticulture 2: Branching Out

- Lot No.
- 2014 Notebook of horticulture terms
 2015 Conduct experiments about plant needs
 2016 Start a new plant using air layering
 2017 Hydroponics
 2018 Select plants for a terrarium
 2019 Grow a transplant
 2020 Soil testing
 2021 Insect damage on plants
 2022 Records on two different types of plants
 2023 Perennial Flowers
 2024 Annual Flowers
 2025 House Plants
 2026 Other

Horticulture 3: Digging Deeper

- Lot No.
- 2027 Build and grow plants in a cold frame
 2028 Make a site analysis and landscape plan
 2029 Grow herbs
 2030 Make a line mass flower arrangement
 2031 Forcing bulbs
 2032 Organic vs. chemical fertilizing
 2033 Perennial division
 2034 Explore horticulture and gardening careers
 2035 Develop a marketing plan for garden produce
 2036 Perennial Flowers
 2037 Annual Flowers
 2038 House Plants
 2039 Other

Lot No.

- 2040 1 qt. dry beans
 2041 1 qt. green beans
 2042 1 qt. wax beans
 2043 4 beets
 2044 1 flat cabbage
 2045 1 pointed cabbage
 2046 1 round cabbage
 2047 4 half long carrots
 2048 4 short carrots
 2049 1 cauliflower
 2050 4 ears sweet corn
 2051 1 qt. pickling cucumbers
 2052 4 ripe cucumbers
 2054 4 dry onions
 2055 4 green onions

CLASS 21 - FLOWER GARDEN

- 2101 6 stem display of any annual flower, grown in your garden
 2102 2 flowers you have grown from a bulb
 2103 1 flower you have grown from a cutting or slip
 2104 Flower arrangements including three annuals
 2105 Notebook of garden material, including calendar plans, findings, pictures of garden, garden plant, etc.
 2106 Photo story of your project Educational exhibit pertaining to your project
 2107 Other

CLASS 22 - CROP SCIENCE

- 1 Each sheaf shall not be less than 5 % or more than 7" in diameter.
- 2 Each exhibit must be from crops grown by or assisted with by the exhibitor.
- 3 Wheat members may also enter under Food, 100% Whole Wheat Bread.

Wheat and/or Barley Growers Helper

Lot No.

- 2201 Stage of growth display
- 2202 Educational display
- 2203 Notebook
- 2204 Poster

Junior Wheat and/or Barley Grower

Lot No.

- 2205 Variety Notebook
- 2206 Pest (insect, weed, disease) notebook
- 2207 Educational display
- 2208 Notebook
- 2209 Poster

Senior Wheat and/or Barley Grower

Lot No.

- 2210 Grain sample (threshed seed 1 qt. jar and/or sheaf) and records
- 2211 Educational display
- 2212 Notebook
- 2213 Poster

Any Project Threshed - 1 qt. jar

Lot No.

- 2214 Barley
- 2215 Winter wheat
- 2216 Spring wheat
- 2217 Variety display (5 varieties, each in a separate jar)

Any Project Sheaved

Lot no.

- 2218 Barley
- 2219 Winter wheat
- 2220 Spring wheat
- 2221 Variety display - (5 varieties, each in a separate sheaf)

Practical Crop Production

Lot No.

- 2222 Notebook
- 2223 Educational display
- 2224 Poster

Sheaved may enter up to 3 in each Lot 2225-2228

- 2225 Legume
- 2226 Grass

Threshed

- 2227 Legume seed
- 2228 Grass seed

Harvested

- 2229 4 pound hay sample, grass or legume
- 2230 1 quart silage, haylage

CLASS 23 - WEED SCIENCE

Mounting cards for Weed Plants should be light weight, white, cardboard or poster board 8 1/2" x 11" or 16" x 11" (140 pound index card is good.) A three ring binder is suggested for easy storage and display. Specimens should include roots, stems, leaves and flowers where possible.

Lot No.

- 2301 Noxious weed plant display .5 (five) or more State noxious weeds
- 2302 Noxious weed educational display (growth)
- 2303 Other

Unit I: Weed Wise

Exhibit no more than two items per level you are enrolled

Lot No.

- 2304 A standard size (12" x 18") wooden plant press
- 2305 Mounted exhibit of 12 weeds (7 annuals, 2 biennials and 3 perennial)
- 2306 Educational display in area of interest in Weed
- 2307 Other

Unit II: Weeds on the Move

- 2308 Mounted exhibit of 18 weeds (include at least 2
- 2309 Educational display in area of interest in Weed
- 2310 Other

Unit III: Weed-n-Seed:

- 2311 Mounted exhibit of 20 weeds (include at least 3 biennials and 3 perennial) No duplication with Unit
- 2312 Educational display in area of interest in Weed
- 2313 Other

Unit IV: Advanced Weed Science

- 2314 Mounted exhibit of 8 weeds known to be dangerous or poisonous to livestock with
- 2315 Educational display in area of interest in Weed
- 2316 Other

DEPARTMENT C

MECHANICAL SCIENCES

CLASS 30- AEROSPACE

Exhibit no more than two items per level you are enrolled in.

Stage 2: Lift Off!

Lot No.

- 3001 Rocket from a kit, Wizard, Gnome, Mosquito, Project (Unit Options)
- 3002 Explore aerospace careers
- 3003 Make and read a map
- 3004 Poster or display of different types of aircraft

- Lot No.
 3005 Any model rocket or airplane not built from a kit
 3006 Poster or display explaining how different types of biennials and 3 perennial)
 3007 A handmade kite
 3008 Poster or display of the parts of an airplane
 3009 Display related to the International Phonetic
 3010 Other

Stage 3: Reaching New Heights

- Lot No.
 3013 Rocket from a kit, Bull Pup 12D, Longshot, Loadstar or others
 3014 Make a paper flight simulator
 3015 Make a feather wing glider
 3016 Build a controllable glider
 3017 A fighter kite that can roll, pitch and yaw, Nagasaki
 3018 Any model rocket or airplane not built from a kit
 3019 Understand helicopter functions and parts
 3020 Make a hang glider
 3021 Other

Stage 4: Pilot In Command

- Lot No.
 3022 Rocket from a kit, Comanche 3, R2-D2, Tie Fighter, Space Shuttle or others
 3023 Construct and use an altitude tracker
 3024 Plan a flight route
 3025 Design navigation systems
 3026 Explore micro gravity environments
 3027 Explore current issues in aerospace
 3028 Complete a career profile
 3029 A flat style box kite
 3030 Any model rocket or airplane not built from a kit
 3031 Other

CLASS 31 - BICYCLE

- Lot No.
 3101 Educational display related to project (bicycle safety, maintenance, rules, benefits, rules, etc.)
 3102 Project Book
 3103 Other

CLASS 32 - SMALL ENGINES

Exhibit no more than three items per level you are enrolled in.

UNIT 1, Crank It Up!

- Lot No.
 3201 Picture or poster showing what you have learned about small engines
 3202 Display of basic tools needed to maintain a small engine.
 3203 An Educational display related to what you have learned about two-cycle engines
 3204 An educational display related to what you have

- learned about four-stroke engines
 3205 An educational display showing proper maintenance and care of a lawn mower
 3206 An educational display of proper safety labels and procedures for small engines
 3207 Small engines display board with a brief explanation of the purpose of the parts and how they work
 3208 Display related to some system that you learned about in small engines (filters, cooling, ignition, etc.)
 3209 Any educational display related to what you have learned in this project

UNIT 2, Warm It Up!

- Lot No.
 3210 An educational display comparing the different types of engines
 3211 An educational poster illustrating and explaining the internal parts of an engine
 3212 An educational display showing how transmissions work
 3213 An educational display showing how to conduct a compression check
 3214 An educational display showing how to adjust a carburetor
 3215 A display using a real small engine with a brief explanation showing steps in preparing a small engine for storage
 3216 Carburetor parts display board with a brief explanation of the purpose of the parts and how they work together
 3217 An income and expense record of your lawn mowing business, including costs, hours worked, pay for individual jobs, etc.
 3218 Any educational display related to what you have learned in this project

UNIT 3, Tune It Up!

- Lot No.
 3219 An educational display showing how to use diagnostic tools on small engines
 3220 An educational display showing how to tear down a reassemble a small engine
 3221 An educational display related to the electrical system of a small engine
 3222 An educational display about emissions systems on small engines and future trends
 3223 An educational display showing how to remove and sharpen a mower blade
 3224 An educational display about careers in small engines
 3225 An educational display about your work in finding resources about small engines on the Internet
 3226 An educational display about trouble shooting common problems with small engines
 3227 An educational display about small engines designs

3228 Any educational display related to what you have learned in this project

CLASS 33 - ELECTRICITY

1 Exhibit no more than three items per level you are enrolled in.

Electric 1: The Magic Of Electricity

Lot No.

- 3301 Build a homemade flashlight
- 3302 Build a simple switch
- 3303 Display or poster of conductors
- 3304 Display or poster about magnetism
- 3305 Build a homemade compass
- 3306 Build a homemade electro-magnet
- 3307 Build a homemade galvanometer
- 3308 Build a homemade electric motor
- 3309 Other

Electric 2: Investigating Electricity

Lot No.

- 3310 Educational display of Ohm's Law
- 3311 Display or poster about conductors and insulators
- 3312 Build a homemade circuit
- 3313 Poster identifying the components of a wiring diagram
- 3314 Build a homemade three-way switch
- 3315 Build a homemade momentary switch
- 3316 Build a homemade rocket launcher
- 3317 Build a homemade burglar alarm
- 3318 Other

Electric 3: Wired For Power

Lot No.

- 3320 Create a basic electrical tool kit

- 3321 Display or poster showing the different types of receptacles
- 3322 Display or poster showing how to measure electricity usage
- 3323 Display or poster of types of wires and cables
- 3324 Display or poster showing how to read an electric meter
- 3327 Diagram of your home wiring circuits
- 3328 Replace a switch
- 3329 Other

Electric 4: Entering Electronics

Lot No.

- 3330 Build a homemade 6-8 watt amplifier
- 3331 Display or poster showing how a diode works
- 3332 Display showing how a transistor regulates flow
- 3333 Build an alarm that reacts to light
- 3334 Display showing how LEDs work
- 3335 Build a "blinky" flasher

- 3336 Understand how a photocell works
- 3337 Build a simple light meter
- 3338 Build an amplifier
- 3339 Build a homemade SCR intruder alarm

CLASS 34 - WOODWORKING

Up to two wood working items may be entered in lots 3401, 3404, 3407.

UNIT I: Measuring Up

Lot No.

- 3401 Make an item using techniques learned in Unit I
- 3402 Wood item made from a kit
- 3403 Other

UNIT II: Making the Cut

Lot No.

- 3404 Make an item using techniques learned in Unit II
- 3405 Wood item made from a kit
- 3406 Other

UNIT III: Nailing It Together

Lot No.

- 3407 Make an item using techniques learned in Unit III
- 3408 Wood item made from a kit
- 3409 Other

UNIT IV: Finishing Up

Lot No.

- 3410 Make an item using techniques learned in Unit IV
- 3411 Wood item made from a kit
- 3412 Other

DEPARTMENT D

NATURAL SCIENCES

CLASS 40 - FORESTRY

- 1 Mounting cards for Forestry should be light weight, white, cardboard or poster board 8 1/2" x 11" or 16" x 11" (140 pound index card is good.) A three ring binder is suggested for easy storage and display. Specimens should include roots, stems, leaves and flowers where possible.
- 2 Each exhibitor is limited to six lots in this class.

Lot No.

- 4001 Fruit (cones, nuts, etc.) of 10 different tree species. Identify and explain differences
- 4002 Leaves of 10 different tree species. Identify margins, base, tip, and form, explain differences
- 4003 Collection of 10 tree identification mounts, include leaves, fruits, bark, and twigs if possible
- 4004 Photo story of your favorite tree and shrub showing how they change in summer, fall, winter and spring
- 4005 Tree trunk display

- 4006 Root display
- 4007 Tree reproduction display
- 4008 Fall colors display
- 4009 Educational display on state trees
- 4010 Display of forest management tools
- 4011 Photo story of getting your Christmas tree
- 4012 Educational display on area of interest relating to forestry
- 4013 Windbreak and shelterbelt exhibit
- 4014 Other

CLASS 41- ENTOMOLOGY

Entomology 1: Creepy Crawlies

- Lot No.
- 4101 Collection on at least 25 different kinds of adult insects .mounted, labeled, and identified, including at least five orders, and including the Order Lepidoptera
(For first year members in level 1)
- 4102 Collection of at least 30 different kinds of adult insects (Five which you haven't exhibited before) mounted, labeled, and identified including at least five orders.
(For second year members in Level 1)
- 4103 Collection of at least 35 different kinds of adult insects (five which you haven't exhibited before) mounted, labeled, and identified including at least five orders.
(For third year members in Level 1)
- 4104 Exhibit or poster of equipment, constructed or purchased by the member, used for insect
- 4105 Poster relating to some activity in Unit I (for example, insect behavior, insect communications, insect movement, insect habits, etc.)
- 4106 Other

Entomology 2: What's Bugging You

- Lot No.
- 4107 Collection of at least 50 different kinds of insects . mounted, labeled, and identified according to order.
(For first year members in level 2)
- 4108 Collection of at least 60 different kinds of adult insects (ten which you haven't exhibited before) mounted, labeled, and identified including at least five orders.
(For second year members in level 2)
- 4109 Collection of at least 70 different kinds of adult insects (ten which you haven't exhibited before) mounted, labeled, and identified including at least five orders.
(For third year members in level 2)
- 4110 Exhibit or poster of special equipment made as part of Unit 2, such as a separator, an extractor, etc.
- 4111 Poster or display relating to some activity in Unit 2

(for example, insect traps, careers, habitats, etc.)

- 4112 Other

Entomology 3: Dragons, Houses, And Other Flies

- Lot No.
- 4113 Exhibit current collection of 85 insects - mounted, labeled, and identified according to Order (For first year members of level 3)
- 4114 Exhibit current collection of 120 insects .mounted labeled, and identified according to Order (For second year members in level 3)
- 4115 Exhibit current collection of 155 insects - mounted, labeled, and identified according to Order
(For third year members in level 3)
- 4116 Poster or display relating to some activity in Unit 3 (for example, homemade insect key, collection of insect wings, spider's web, behavior, life cycle of an insect, insect control, etc.)
- 4117 Experimental project
- 4118 Other

CLASS 42- WILDLIFE

- Lot No.
- 4201 Up to five different exhibits of Wildlife Project results, including scrapbook, photographs, tracks, signs, food, skins, nests, story, or something made
- 4202 Poster
- 4203 Other

CLASS 43- SHOOTING SPORTS

**LEVEL 1, Junior-Junior
(No shooting match this year.)**

- Lot No.
- 4301 Notebook
- 4302 Educational Display
- 4303 Shooting Match - Archery
- 4304 Shooting Match - Air Rifle
- 4305 Shooting Match - 22's
- 4306 Other

LEVEL 2, Junior

- Lot No.
- 4307 Notebook
- 4308 Educational Display
- 4309 Shooting Match - Archery
- 4310 Shooting Match - Air Rifle
- 4311 Shooting Match - 22's
- 4312 Other

LEVEL 3, Senior

- Lot No.
- 4313 Notebook
- 4314 Educational Display
- 4315 Shooting Match .Archery
- 4316 Shooting Match .Air Rifle

4317 Shooting Match .22's

4318 Other

CLASS 44 - RANGE MANAGEMENT

Mounting cards for Range Plants should be light weight, white, cardboard or poster board 8 1/2" x 11" or 16" x 11". A three ring binder is suggested for easy storage and display. Specimens should include roots, stems, leaves and flowers where possible.

Range - Unit I

Lot No.

- 4401 Educational display showing the three main kinds of land in Montana (farm, range, and city development) and the kinds of life and activity each supports
- 4402 Educational display showing the four major kinds of plants (grass, grass-like, forb, and shrub) and how they differ from each other
- 4403 Notebook
- 4404 Other

Range - Unit II

Lot No.

- 4405 Plant collection Binder
- 4406 Plant Press, including a description of how to collect, press, and mount plant materials properly
- 4407 Plant Collection consisting of 5 grasses, 1 grass-like, 3 forbs, and 2 shrubs
- 4408 Educational display describing soil properties and their effect on plant growth
- 4409 Other

Range - Unit III

Lot No.

- 4410 Collection of 28 plants (must follow criteria in Unit III, Lesson 1 of the 4-H Range Project Manual)
- 4411 Educational display showing the abundance of various range plants on range in good condition, and range in poor condition
- 4412 Other

Range - Unit IV

Lot No.

- 4413 Exhibit of Range Management Plan including map, identification of problems, solution to problems, and plan
- 4414 Complete Binder of Youth Range Manual, Unit IV
- 4415 Other

Range - Unit V

Lot No.

- 4416 Enter up to 3 unlike exhibits from your project book
- 4417 Educational Display
- 4418 Other

CLASS 45 - SPORT FISHING

To exhibit in this category, you must be currently enrolled in one skill level of

the Sport Fishing project. In order to complete a year in this project and exhibit at the fair, you should have completed a minimum of 6 (six) activities during the year. Exhibit no more than 3 items per level.

Sport Fishing Level 1, Take the Bait (6910)

- 4501 Picture poster showing what you have learned about sport fishing.
- 4502 Display of lures and/or flies that you have made.
- 4503 An educational display rebated to what you have learned about different types of fish.
- 4504 An educational display rebated to what you have learned about fishing or angling.
- 4505 Display of your fishing log or casting record.
- 4506 Display of common fishing tackle equipment.
- 4507 Display of basic fishing knots.
- 4508 Display of 3 rigging systems.
- 4509 Any educational display related to what you have learned in this project.

Sport Fishing Unit 2, Reel in the Fun (6920)

- 4510 An educational display comparing the different types of casting techniques.
Display of lures and/or flies that you have made.
Display of your fishing log or casting record.
An educational display identifying the different parts of a fish.
- 4514 An educational display of your favorite fish recipes.
- 4515 Exhibit of your own hand-made fishing wallet.
- 4516 Display of at least six intermediate fishing knots (e.g. trilene, surgeon's, uni-knot, world's fair knot, two-fold open and blood knot).
- 4517 An educational display related to what you have learned about different types of fish.
- 4518 Any educational display related to what you have learned in this project.

Sport Fishing Unit 3, Cast Into the Future (6930)

- 4519 An educational display showing how you introduced a friend to fishing.
- 4520 An educational display showing the four different types of reels.
- 4521 An educational display of artificial flies and lures you have made.
- 4522 An educational display of the different sizes and types of hooks.
- 4523 An educational display showing at least 8 kinds of aquatic insects.
- 4524 An educational display about fishing habitats.
- 4525 An educational display about fishing ethics.
- 4526 A display of your fishing journal.

- 4527 An educational display about the different kinds of fish found in Montana.
 4528 Any educational display rebated to what you have beamed in this project.

- 5029 3 pictures or slides showing front, back and side lighting
 5030 3 flash pictures
 5031 3 flash pictures that demonstrate different shutter speeds
 5032 3 action pictures that demonstrate panning
 5033 Photo story
 5034 Educational display
 5035 Notebook
 5036 1 picture, framed for display
 5037 Negative file
 5038 Photo Album
 5039 Other

DEPARTMENT E
COMMUNICATIONS, ARTS & LEISURE SCIENCES

CLASS 50 - PHOTOGRAPHY

- 1 A member may exhibit in up to six (6) lots.
 2 Pictures must be taken during the club year.
 3 Pictures may have captions, expressions, titles, etc.
 4 Pictures may be colored or black and white.

UNIT III - ADVENTURES WITH ADJUSTABLE CAMERAS

- Lot No.
 5040 3 photos, same subject using wide angle, normal and telephoto lens
 5041 2 pictures that demonstrate fill in flash
 5042 4 pictures that demonstrate mounted, side, bounced or diffused flash
 5043 3 pictures that demonstrate different photo lamp positions
 5044 1 outdoor, existing light, night time photograph
 5045 1 indoor, existing light, photograph
 5046 3 existing light photographs using different film speeds
 5047 1 picture, timed exposure, existing light photograph
 5048 2 pictures demonstrating the use of filters
 5049 Portrait comparison using different F stops
 5050 Portrait comparison using different lenses
 5051 2 pictures that show the same scene, naturally framed and unframed
 5052 3 pictures, same scene at 3 different times of day
 5053 2 pictures, same scene, different weather
 5054 4 nature pictures
 5055 2 close-up pictures that demonstrate depth-of-field
 5056 Action photo story
 5057 1 picture using special effects
 5058 Slide story about 4-H work
 5059 Educational display
 5060 Notebook
 5061 1 picture, framed for display
 5062 Negative file
 5063 Photo album
 5064 Other

UNIT I - ADVENTURES WITH YOUR CAMERA

- Lot No.
 5001 4 pictures of the same subject from different positions (heights)
 5002 2 pictures same subject (1 picture camera moving, 1 picture camera steady)
 5003 3 pictures same subject moving (1 normal, 1 fast, 1 slow shutter release)
 5004 2 pictures same subject, different distances (close up and far)
 5005 Pin hole camera
 5006 2 pictures from your pin hole camera
 5007 2 pictures of people
 5008 4 pictures that show front, side, back and diffuse lighting
 5009 flash pictures at different distances
 5010 Photo story
 5011 1 trick picture
 5012 2 pictures of animals, 4-H projects, or scenery
 5013 2 flash pictures of any subject
 5014 Educational display
 5015 1 picture, framed for display
 5016 Negative file
 5017 Photo album
 5018 Other

UNIT II - EXPLORING PHOTOGRAPHY

- Lot No.
 5019 2 composition pictures
 5020 vertical, 1 horizontal picture of the same subject
 5021 3 pictures low, mid, high horizon
 5022 2 pictures that demonstrate hidden lines or shapes, patterns or textures
 5023 2 pictures that demonstrate centering, perspective or natural framing
 5024 2 pictures that demonstrate contrast
 5025 2 photo grams
 5026 3 photos that demonstrate exposure
 5027 2 pictures that demonstrate depth of field
 5028 3 action photos at different shutter speeds

UNIT IV - EXPLORING MOVIE MAKING

- Lot No.
 5065 Movie or VCR tape that meets project requirements
 5066 Educational display
 5067 Movie planning cards
 5068 Notebook

5069 Other

DARK ROOM TECHNIQUES (ANY LEVEL)

(Negatives and pictures must be developed by the member)

Lot No. - Black and White

- 5070 Proof sheet you have developed
- 5071 2 black and white pictures before and after enlarging
- 5072 2 enlargements demonstrating composition
- 5073 2 enlargements demonstrating printing-in
- 5074 2 enlargements demonstrating dodging
- 5075 Prints using variable contrast paper and filters
- 5076 1 mounted enlargement
- 5077 2 pictures demonstrating spotting
- 5078 Notebook
- 5079 Educational display
- 5080 Other

Lot No. - Color

- 5081 1 enlargement
- 5082 4 pictures that demonstrate the use of filters
- 5083 1 to 4 pictures that demonstrate exposure
- 5084 1 mounted enlargement
- 5085 Notebook
- 5086 Educational display

ADVANCED SKILLS (ANY UNIT)

Lot No. - News Photography (Black and White Photos)

- 5088 1 to 5 pictures of people who are newsmakers
- 5089 1 to 5 pictures of activities, events, etc.
- 5090 1 to 5 pictures, how to, or before and after photos
- 5091 1 to 5 pictures of problem situations in the county
- 5092 Newspaper with one or more of your pictures
- 5093 Other

Lot No. Enlargements

- 5094 1 portrait
- 5095 1 picture of commercial, industrial or art objects
- 5096 Prints for display
- 5097 Prints showing various printing processes
- 5098 Other

Lot No. Color Slides

- 5099 How to slide sequence and script
- 50100 Documentary slide sequence and script
- 50102 Emotional response slide sequence with or without script
- 50103 Other

Lot No. Exploring Career Opportunities

- 50104 Notebook
- 50105 Educational display
- 50106 Examples of your work depicting a career

Lot No. Investigating Small Business Opportunities

- 50107 Notebook
- 50108 Examples of your work

Lot No. Photo recording

- 50109 Extreme close-up
- 50110 Photomicrograph
- 50111 Time-lapse sequence
- 50112 Photo record of quantities, varieties of items, or measurements
- 50113 Photo taken by remote control shutter release
- 50114 Picture report that describes a natural phenomenon, an experiment or process, or human or animal behavior
- 50115 Photo record made with invisible light

CLASS 51 - LEATHER CRAFT

- 1 Each exhibitor is limited to three items in lots 5101, 5104, 5107, 5109, 5111, 5113, 5115, 5117, 5119, 5121
2. Members may be in any unit for several years. They should stay with each years requirements until they show ability to move on.

Unit I

Lot No.

- 5101 Unlike article from Unit I
- 5102 Exhibit board with three samples described in Unit 1 manual (omit the two completed articles)
- 5103 Other

Unit II

Lot No.

- 5104 Unlike article from Unit II
- 5105 Exhibit board with three samples described in Unit II manual (omit the two completed articles)
- 5106 Other

Unit III

Lot No.

- 5107 Unlike article from Unit III
- 5108 Other

Unit IV

Lot No.

- 5109 Unlike article from Unit IV
- 5110 Other

Unit V

Lot No.

- 5111 Unlike article from Unit V
- 5112 Other

Unit VI

Lot No.

5113 Unlike Article from Unit VI

5114 Other

Unit VII

Lot No.

5115 Unlike article from Unit VII

5116 Other

Unit VIII

Lot No.

5117 Unlike article from Unit VIII

5118 Other

Unit IX

Lot No.

5119 Unlike article from Unit IX

5120 Other

Unit X

Lot No.

5121 Unlike article from Unit X

5122 Other

CLASS 52 - EXPLORING 4-H

Lot No.

5201 Exhibit or poster showing what was learned

5202 Exhibit or poster showing what was learned

5203 Other

CLASS 53 - SELF DETERMINED

Lot No.

5301 Exhibit, poster or notebook include project plan stating goals and up-to-date record of project showing procedure and progress. Points on exhibit will be accorded in relation to complexity of project.

5302 Other

CLASS 54 - LEADERSHIP

Lot No.

5401 Teen Leadership Project will consist of an interview with a judge.

Please bring along your completed Teen Leadership Member's Manual with the following sections fully completed: Teen Leadership Project Plan, Teen Leadership Record, Teen Leadership Summary.

DEPARTMENT F**COUNTY PROJECTS****CLASS 60 - CLUB SCRAPBOOK**

Lot No.

6001 4-H Club Scrapbook (please enter under Club Historian's name on the Entry Blank)

6002 Club Display - 4' x 4' space to show off your club's activities.

6003 Secretary's Book

CLASS 61 - CAKE DECORATING**UNIT I**

Lot No.

6101 One single layer cake using decorator tubes (edible materials such as candies, pretzels, and coconut can be used to create a design)

6102 One single layer cake using a stencil

6103 Technique board showing how to make the following;

(state what tips were used)

a. borders-shell, star and zigzag

b. printing and/or writing

6104 Make a parchment bag

6105 Other

UNIT II

Lot No.

6106 One decorated character cake

6107 One single layer cake using run-in sugar

6108 One shaped or 3-0 cake

6109 One single layer holiday/special occasion

6110 Other

UNIT III

Lot No.

6111 One decorated two layer cake

6112 Technique board showing the following

a. side borders - ruffles - zigzags

b. Stripping (clown)

c. Bow

6113 Draw a plan of a design for a decorated cake

6114 Decorate something other than a cake using the different tips

UNIT IV

Lot No.

6116 1 cut-up cake plus pattern used

6117 One cake using color flow

6118 Decorate 4 cupcakes using techniques from Units 1-3

6119 Other

UNIT V

Lot No.

6120 One 2 layer cake using a minimum of one flat surface flower, one flower made on a flat flower nail, one border, and one side trim

6121 One 2 layer decorated cake using a flower spray, side trim, top and bottom borders

6122 Technique board, using at least 4 flat surface flowers, 4 flat nail flowers, 3 different leaves, and 4 borders and side trims

- 6123 Technique board, using at least 4 borders, side trim,
and 1 bow using the different methods of coloring
- 6124 Other

CLASS 62 - CERAMICS

- Lot No. - Under glaze
- 6201 Translucent
- 6202 Opaque
- 6203 Hand painted or original
- 6204 Special technique
- 6205 Airbrush
- 6206 Other

- Lot No. - Overglaze
- 6207 Metallic gold, silver, bronze, copper
- 6208 Luster, Mother of Pearl, any other luster
- 6209 Hand painted or original
- 6210 Decals
- 6211 Other

- Lot No. - Glaze
- 6212 Decorated with one glaze
- 6213 Two or more glazes in combination
- 6214 Two or more glazes - controlled
- 6215 Hand painted or original
- 6216 Other

- Lot No. - Decorated Items
- 6217 Piecework cutouts, raised cutouts, relief
- 6218 Graffito
- 6219 Clay lift
- 6220 Hand painted or original
- 6221 Other

- Lot No. - Stains
- 6222 Translucent
- 6223 Opaque
- 6224 Purl
- 6225 Metallic
- 6226 Hand painted or original
- 6227 Glaze and stain combination
- 6228 Special technique
- 6229 Opaque-translucent combination
- 6230 Air brush stain

CLASS 64 - ARTS & CRAFTS

Up to three craft items may be entered in lot 6401

- Lot No.
- 6401 Any type of Arts & Crafts

CLASS 65 - CLOVERBUD

This Class is only open to enrolled 4-H members who turn 6-8 during the 4-H year. Participation ribbons will be given on these projects.

Up to three items may be entered in lot 6501.

- Lot No.
- 6501 Cloverbud

DEPARTMENT G HEALTH & HUMAN DEVELOPMENT

CLASS 70 - CHILD DEVELOPMENT

1. Your exhibit should explain the relationship of health, safety, care, play or growth to babysitting or child development. This would accompany the kit or be the subject of the poster or scrapbook.

LEVEL 1: Growing on My Own

- Lot No.
- 7001 Picture or poster of pre-school activities you developed or used
- 7002 Notebook of child observations
- 7003 Poster or collage showing the lives of two children
- 7004 Photo story or collage showing human growth and development of one person
- 7005 Educational display relating to what you learned in this project
- 7006 Poster of photographs of yourself at different stages of life
- 7007 Story masks that you made yourself
- 7008 Display of "hazard hunt" or "safety rules" that you developed
- 7009 Any educational display related to what you have learned in this project

LEVEL II: Growing with Others

- Lot No.
- 7010 Poster display of the Home Alone game
- 7011 Educational display of "A Plan for When I'm by Myself"
- 7012 Notebook of child observations
- 7013 Educational poster of age-appropriate toys
- 7014 Safety exhibit on toys that can be dangerous for children
- 7015 Friendship kite that you made
- 7016 Poster display illustrating the lives of two children
- 7017 Poster display of your own family genealogy and symbols
- 7018 Any educational display related to what you have learned in this project

LEVEL 3: Growing in Communities

- Lot No.
- 7019 Display of a "quiz board" or "career cards" that you have developed to teach about child development and careers
- 7020 Notebook of child observations
- 7021 Notebook of your own "how to" guide for child care providers with photos

- 7022 Educational display analyzing television programs and commercials aimed at children
- 7023 Notebook of your own inventory of your community's disability accessibility
- 7024 Poster display of five families who live in your community today
- 7025 Poster display of ten families who lived in your community 100 years ago
- 7026 Educational display of a community service you developed to work with senior citizens
- 7027 Notebook or display of your interviews with at least ten parents
- 7028 Any educational display related to what you have learned in this project

CLASS 71 - FAMILY LIFE

Family Adventures

- Lot No.
- 7101 Poster or notebook of your family tree
- 7102 Recipe file of your family's favorite recipes
- 7103 Poster or notebook describing your family's fire escape route or energy conservation plan
- 7104 Photo story with at least 5 pictures
- 7105 Photo story of your family's get-away
- 7106 Other

CLASS 72 - HOME ENVIRONMENT

Designing My Space

- Lot No.
- 7201 Exhibit of item, article showing work in designing
- 7202 Exhibit of item, article showing plans for space design
- 7203 Written presentation relating to space design
- 7204 Graphic presentation of some aspect of space design
- 7205 Other

Setting the Stage

- Lot No.
- 7206 Photo story of an activity showing process of construction, doing, etc.
- 7207 Exhibit of item, article made
- 7208 Model of item, article made
- 7209 Exhibit or display of items made (grouping)
- 7210 Other

It's Made from What?

- Lot No.
- 7211 Exhibit of item, article made
- 7212 Exhibit or display of several items made (grouping)
- 7213 Model of item, article made
- 7214 Wallhanging, picture, or other item to hang on wall

- 7215 Free standing or hanging item
- 7216 Item to be inserted into something (chair caning, stained glass, etc.)
- 7217 Other

It Could Last Forever

- Lot No.
- 7218 Refinished item
- 7219 Restored item
- 7220 Photo story of activity
- 7221 Notebook showing comparison, study or process
- 7222 Notebook, exhibit showing history of some item
- 7223 Other

Let's Go Shopping

- Lot No.
- 7224 Notebook showing decision making process for some time
- 7225 Exhibit showing quality considerations, comparisons on some item
- 7226 Chart, poster showing comparisons of appliances
- 7227 Notebook showing selection process on a budget
- 7228 Other

CLASS 73 - CLOTHING & TEXTILES

- I. Member may enter only articles listed in the unit in which enrolled.
2. If you made two garments of the same kind to fulfill your unit requirements, (for example, two school dresses or two pair of pajamas), you may enter both of them in the same lot number provided they are made by different patterns or of different types of material. A two-piece dress may be entered as a dress or as a blouse and skirt.
3. Member may enter no more than four articles in each unit in which they are enrolled.

Any Unit

- Lot No.
- 7301 Wool garment (See rules for award in Awards section)
- 7302 Western suit
- 7303 Recreational gear (tents, sleeping bags, backpacks, etc.)
- 7304 Snowmobile or ski wear (coats, vests, mittens, etc.)
- 7305 Garment made from original design
- 7306 Garment showing ethnic influence
- 7307 Garment for small child - include picture of person in garment
- 7308 Garment for handicapped or senior citizen - include picture
- 7309 Garment made for another person - include picture
- 7310 A mended or repaired article .include before & after pictures
- 7311 Garment recycled for fit - include before & after pictures
- 7312 Garment recycled for fashion .include before & after

- pictures
- 7313 Barbie doll clothes (2 pieces)
- 7314 Baby doll clothes (2 pieces) (14" - 16" doll)
- 7315 Baby doll clothes (2 pieces) (18" and up doll)

Personal Appearance, Clothing, and Textiles

You must have completed project goals 1, 2, and 3 in the level of PACT that you are enrolled in to enter this project in the fair. These goals cannot be entered as an exhibit nor will these goals be judged. –Please bring your project manual at the fair for your interview judging.

Personal Appearance Clothing & Textiles - Level 1

- 7316 At least three additional project goals completed
- 7317 Other

Personal Appearance, Clothing & Textiles - Level 2

- 7318 At least three additional project goals completed
- 7319 Other

Personal Appearance, Clothing & Textiles - Level 3

- 7320 At least three additional project goals completed
- 7321 Other

Personal Appearance, Clothing & Textiles - Level 4

- 7322 At least three additional project goals completed
- 7323 Other

SKILL LEVEL 1 - Sew & Have Fun

- Lot No.
- 7324 Simple stuffed toy
 - 7325 Pot holders
 - 7326 Sewing Kit
 - 7327 Simple jumper
 - 7328 Simple skirt
 - 7329 Swim or bath shift
 - 7330 Simple top (without set-in sleeves) or cover up
 - 7331 Pullover top
 - 7332 Nine Square Pillow
 - 7333 2 place mats
 - 7334 2 napkins
 - 7335 Simple tote bag, lunch bag, or book bag
 - 7336 Apron
 - 7337 Vest
 - 7338 Simple pull on pants or shorts
 - 7339 Simple two piece outfit
 - 7340 Other
 - 7341 Exhibit or poster display of equipment, parts of a sewing machine, cost comparison, how to read a pattern, laundry poster, poster of serger threads or other related earnings from Level I
 - 7342 Educational display related to some activity in Level 1

SKILL LEVEL 2 - Sew Much More

- Lot No.
- 7343 Simple blouse

- 7344 Pants or shorts
- 7345 Skirt
- 7346 Simple dress or jumper
- 7347 Pajamas or nightgown
- 7348 Top or tank top
- 7349 Swim wear (beach robe or cover up)
- 7350 Swimsuit
- 7351 Stuffed toy or doll
- 7352 Vest
- 7353 Hooded top
- 7354 Crazy tote bag
- 7355 Zippered pencil case
- 7356 Two or three piece outfit
- 7357 Ice cream cone sampler
- 7359 Other
- 7360 Exhibit or poster display of equipment, cost comparison, how to read a pattern, laundry poster, poster of serger threads or other related learnings form Level 2
- 7361 Educational display related to some activity in Level 2

SKILL LEVEL 3 - Sew On & Sew Forth

- Lot No.
- 7362 Bib overall or jumpsuit
 - 7363 Decorative serger sampler
 - 7364 Pants or shorts
 - 7365 Blouse or shirt
 - 7366 Jacket -unlined or coat
 - 7367 Vest
 - 7368 Sleepwear
 - 7369 Two or three piece coordinated outfit
 - 7370 Pair of wool mittens
 - 7371 Dress
 - 7372 Western Shirt
 - 7373 Skirt
 - 7374 Plaid garment
 - 7375 Cape
 - 7376 Backpack
 - 7377 Duffle bag
 - 7378 Fanny pack
 - 7379 Ski or snowboard bag
 - 7380 Polar fleece item
 - 7382 Display of results from dyeing fabric
 - 7383 Other
 - 7384 Exhibit or poster display of equipment, cost comparison, how to read a pattern, laundry poster, poster of serger threads or other related items from Level 3
 - 7385 Educational display related to an activity in Level 3

Knitting: Beginning

- Lot No.
- 7391 Pair of potholders
 - 7392 Two needle mittens
 - 7393 Ear warmer or ski band

7394 Slippers
 7395 Hat or Cap
 7396 Two needle sport anklet
 7397 Pillow
 7398 Knit top on kitchen towel
 7399 Doll clothes
 73100 Neck scarf
 73101 Other

Knitting: Intermediate

Lot No.
 73103 Item using cable stitch
 73104 Item using moss or seed stitch
 73105 Item with buttonholes
 73106 Slippers
 73107 Novelties (stuffed toy, etc.)
 73108 Socks - 2 colors
 73109 Mittens - 2 colors
 73110 Sweater with raglan sleeves
 73111 Doll clothes (3 pieces)
 73112 Baby afghan
 73114 Vest
 73115 Other

Knitting: Advanced

Lot No.
 73116 Afghan
 73117 Sweater set (pullover & cardigan)
 73120 Coat sweater with design
 73121 Article using circular needles (skirt, sweater, etc.)
 73122 Socks or cap using four needles
 73123 Other

Machine Knitting

Lot No.
 73124 Scarf
 73125 Hat
 73126 Vest
 73127 Sweater
 73130 Other

Crochet: Beginning

Lot No.
 73131 Set of two potholders
 73132 Simple vest
 73133 Hat or cap
 73134 Scarf
 73135 Pair of slippers
 73136 Pillow top
 73137 Cape or poncho
 73138 Drawstring bag or belt
 73139 Doll clothes
 73140 Crocheted top on kitchen towel
 73141 Novelties (stuffed toy, etc.)
 73142 Baby afghan
 73143 Other

Crochet: Advanced

Lot No.
 73144 Poncho or cape
 73145 Afghan
 73146 Sweater
 73147 Vest
 73148 Purse or bag with zipper
 73149 Doily
 73150 Table runner
 73151 Tablecloth
 73152 Bedspread
 73153 Other

Embroidery: Beginning

Lot No.
 73154 Potholder
 73155 Pin cushion
 73156 Sampler
 73157 Pillow top
 73158 Small picture
 73159 Article using cross stitch
 73160 Simple design on scarf, towel, clothing item or any other article
 73161 Counted cross stitch bookmark
 73162 Counted cross stitch simple picture (in hoop or frame)
 73163 Counted cross stitch tree ornament
 73164 Counted cross stitch pin cushion
 73165 Counted cross stitch novelty item
 73167 Crewel embroidery item
 73168 Needlepoint picture
 73169 Needlepoint novelty item
 73170 Needlepoint constructed item
 73171 Other

Embroidery - Advanced

Lot No.
 73172 Purse or belt
 73173 Set of 4 place mats
 73174 Set of 4 towels
 73175 Set of pictures
 73176 Wall hanging
 73177 Smocking on clothing item
 73178 Design on clothing item or any other article
 73179 Counted cross stitch picture in hoop or frame
 73180 Counted cross stitch using waste canvas
 73181 Counted cross stitch novelty item
 73182 Crewel embroidery item
 73183 Needlepoint picture
 73184 Needlepoint novelty item
 73185 Needlepoint constructed item
 73186 Other

Quilting - Patchwork - Applique

Lot No.

- 73187 Applique on a garment
- 73188 Applique on a wall hanging
- 73189 Appliqued pillow top
- 73190 Appliqued item of your choice
- 73191 Quilt using applique
- 73192 Quilted strip vest
- 73193 Quilted garment
- 73194 Quilted wallhanging
- 73195 Quilted pillow top
- 73196 Tied quilt
- 73197 Quilted item of your choice
- 73198 Garment or article made from handmade patchwork fabric
- 73199 Quilt using patchwork
- 73200 Item using combination of patchwork and applique
- 73201 Patchwork item of your choice
- 73202 Other

CLASS 74 - 4-H AND FCCLA STYLE REVUE

Lot No.

- 7401 FCCLA Style Revue
- 7402 Senior Style Revue
- 7403 Junior Style Revue
- 7404 Junior-Junior Style Revue

CLASS 75 - FOODS AND NUTRITION

1. Exhibitors may enter items in six lots in the unit in which they are enrolled.
2. All foods, except decorated cakes and candy, should be exhibited on 8-inch plates under a clear plastic cover: zip-lock bags are preferred.
3. Four uniform items are recommended unless otherwise designated.
4. Definitely NO MIXES allowed, except where recipes suggest.
5. Recipes must be attached to your food exhibits.

Any Unit

Lot No.

- 7501 Centerpiece to go with unit in which you are enrolled.
- 7502 100% whole wheat bread
- 7503 Food item containing lamb
- 7504 Independent Study

Level I:

Beginning Foods

Lot No.

- 7505 Display or poster showing nutritious snacks from all food groups
- 7506 Display of measuring tools
- 7507 Fruit or vegetable snack using 3 different vegetables

and fruits

- 7508 Plate of 4 Peanut Butter Oatmeal Cookies
- 7509 1 Serving gingerbread
- 7510 1 Tuna Sailboat
- 7511 1 Taco or slice of pizza using all food groups
- 7512 Monkey Bread
- 7513 Other

General Rules for the four new foods projects.

1. Members are required to complete a minimum of three activities from a different "bite" category each year they are enrolled in the project.
2. The member's project manual should accompany the exhibit at the county level.
3. Members may exhibit only in the units in which they are currently enrolled.
4. Members may have only one entry in each lot number.
5. Baked exhibits must be non-perishable.
6. Exhibits using raw eggs or egg whites, cream cheese, whipped cream, or other ingredients that require refrigeration should not be used.

Level I : Six Easy Bites

Lot No.

- 7518 Pizza Pockets
- 7519 Granola Bars
- 7520 Brownies
- 7521 Micro Potatoes
- 7522 Chocolate Chip Cookies
- 7523 Muffins or Quick Bread - your recipe
- 7524 Frosty Freezer Fruit

- 7525 Fruit Drink/Cola
- 7526 An action demonstration
- 7527 Other using techniques learned in this "bite" category

Level 2: Tasty Tidbits

Lot No.

- 7528 Veggie Salad
- 7529 Better Wedges
- 7530 Cocoa Mix
- 7531 Cake
- 7532 Twisty Pretzels
- 7533 Biscuits
- 7534 Lasagna
- 7535 One dish meal
- 7536 Yogurt
- 7537 Banana Chips
- 7538 An action demonstration
- 7539 Other using techniques learned in this "bite" category.

Level 3: You're the Chef

Lot No.

- 7540 Low Fat Dip

- 7541 Slow Cooker Stew or Casserole
- 7542 Banana Bread
- 7543 Yeast Bread or Bread Sticks
- 7544 Stir Fry Skillet
- 7545 Oven Chicken Dinner
- 7546 Micro Tacos
- 7547 Canned Tomatoes
- 7548 Fruit Leather
- 7549 Jiffy Jam
- 7550 Pickles
- 7551 Invent A Snack
- 7552 Jiffy Gels
- 7553 An action demonstration
- 7554 Other using techniques learned in this “bite” category.

Level 4: Food Works

Lot No.

- 7555 Bean Burritos
- 7556 Fruit Pie or Double Crust Pie
- 7557 International Meat
- 7558 Bake Fish
- 7559 Preserved canned vegetable
- 7560 Jelly/Jam
- 7561 Beef Jerky
- 7562 Party Plan
- 7563 Peanut Butter
- 7564 An action demonstration
- 7565 Other using techniques learned in this “bite” category.

Join the Fitness Team

Lot No.

- 7566 Homemade yogurt, 1 cup
- 7567 File or notebook with ten aerobic activities and instructions
- 7568 Four apple cinnamon muffins
- 7569 Exhibit or poster showing cheese or milk varieties
- 7570 Poster showing how to calculate target-age-adjusted heart rate
- 7571 Plate of dairy food hors d’oeuvres
- 7572 1 cheese tray for party
- 7573 Poster showing differences between butter and margarine
- 7574 Product using non-fat dry milk
- 7575 Other

Quick Meals

Lot No.

- 7576 Poster of 2 creative Hamburger Casseroles, not used in manual
- 7577 Create-a-Casserole
- 7578 Lemon-Herb Chicken
- 7579 Baked potato with Cheese Sauce
- 7580 Brown Bag Lunch
- 7581 A days plan of quick meals
- 7582 Spicy Granola Cereal
- 7583 Breakfast Bars

- 7584 Oatmeal Applesauce Cookies
- 7585 Other

Foods of the Pacific Northwest, Project 1

Lot No.

- 7586 Plate of 4 Fruit Kabobs
- 7587 Plate of 4 Old Fashioned Cookies
- 7588 Fruit Crisp with Streusel Topping
- 7589 Poster on safety tips
- 7590 Hot Cha-Cha for 3 people
- 7591 Poster explaining 4-4-3-2 formula
- 7592 Poster on keeping fit
- 7593 Poster showing guidelines for salad bar
- 7594 Other

Food of the Pacific Northwest, Project 2

Lot No.

- 7595 1 serving Vanilla Pudding with berry sauce
- 7596 2 crusted fruit pie
- 7597 2 cheese enchiladas
- 7598 Poster on proper handling, storing, and cooking poultry and pork
- 7599 1 loaf quick wheat bread
- 75100 Complete balanced meal for 1
- 75101 Lentil dish
- 75102 Poster detailing buffet table menu with recipes
- 75103 Other

Foods with an International Flavor

Lot No.

- 75104 Authentic foreign dishes recipe file - 5 recipes
- 75105 A baked product served for dessert or tea
- 75106 1 foreign dish for specified country
- 75107 1 special occasion or holiday foreign dish
- 75108 Display of one country
- 75109 Foreign bread
- 75110 Display a table setting, everyday or special occasion. Include menu, centerpiece, etc.
- 75111 5 recipes from your family heritage
- 75112 Other

Teens Entertain

Lot No.

- 75116 Centerpiece with party plan & menu
- 75117 Hero Sandwich
- 75118 Plate of 4 rolled and filled cookies
- 75119 1 dozen party cookies arranged on a plate (2 kinds, 2 shapes)
- 75120 Sample or display of food items that could be used a gifts
- 75121 Relish tray
- 75122 3 different types of nutritious snacks
- 75123 1 loaf of fancy yeast bread
- 75124 Fruit salad for one, using 5 ingredients
- 75125 Poster, notebook, display on party, which will include preparation, entertainment, serving, menu, shopping list, number of people served, costs, time

- chart, equipment needed.
 75126 Reference file of entertaining ideas (recipes, menu, decorations, entertainment, etc.)
 75127 Other

Let's Bake Bread

- Lot No.
 75134 1 loaf kneaded white yeast bread
 75135 1 loaf kneaded 100% whole wheat bread
 75136 Plate of 4 different shaped rolls
 75137 Any unusual or attractive yeast bread
 75138 1 loaf batter yeast bread
 75139 1 loaf yeast bread with varieties of grain flour
 75140 Plate of 4 different kinds of yeast breads
 75141 Plate of 4 doughnuts, unfrosted
 75142 Other

Science Fun With Dairy Food

- Lot No.
 75145 Yogurt
 75146 Cottage Cheese
 75147 Colby Cheese
 75149 Custard
 75150 Butter
 75151 Homemade Ice Cream
 75152 Poster showing an experiment
 75153 Other

- 7611 3 jars fruit jam, different kinds
 7612 3 jars fruit preserves, conserves, marmalade or fruit butter
 7613 3 jars jelly, different kinds
 7614 3 jars canned fruit, different kinds
 7615 3 jars canned berries, different kinds
 7616 3 jars canned vegetables, different kinds
 7617 3 jars canned pickles, different kinds
 7618 Gift pack of canned products
 7619 3 rolls different fruit leather
 7620 Plate, 3 different dried fruit
 7621 Plate, 3 different dried vegetables
 7622 1 jar sauerkraut
 7623 1 plate jerky
 7624 Educational display
 7625 Notebook
 7626 Other

CLASS 76 - FOOD PRESERVATION

1. All members enrolled in foods projects are eligible to enter in Food Preservation.
2. All products are to be in standard containers. A standard container is one made for canning or for jelly. Must be market Mason, Kerr or Ball.
3. Label jars with labels - date canned, method used, and contents must be labeled.
4. A total of three lots only may be entered in this unit.

Beginning Food Preservation

- Lot No.
 7601 1 jar freezer jam or jelly
 7602 1 jar fruit jam
 7603 1 jar fruit preserves, conserves, marmalade of fruit butter
 7604 1 jar jelly
 7605 1 jar canned fruit
 7606 1 jar canned berries
 7607 1 jar canned vegetables
 7608 1 jar canned pickles
 7609 Other - 1 jar

Advanced Food Preservation

- Lot No.
 7610 3 jars freezer jam or jelly, different kinds

